

The ChurchTech

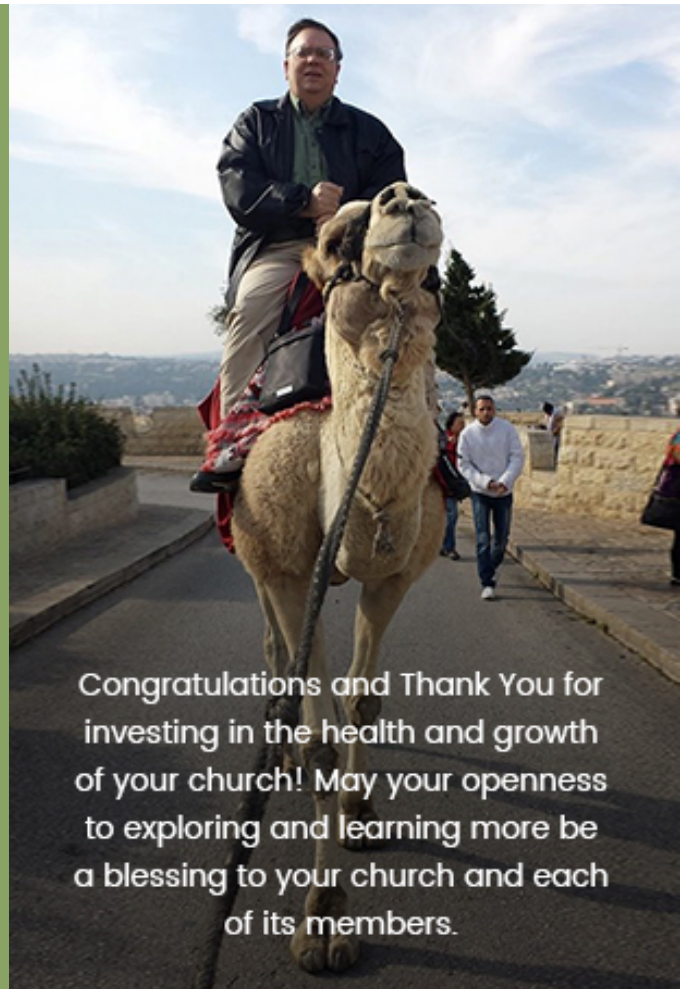
Fruitbearing Congregation Health Assessment

prepared for
St. Paul's Lutheran

Deluxe Survey Report

In the aviation industry, pilots rely on a variety of instruments and gauges to keep them informed about the functioning of the various important subsystems that are all required to keep an aircraft safely in the air and on the proper course. As aircraft grew larger and more complex, their manufacturers faced two challenges. The first was just fitting all of the gauges into the limited space. The second was keeping the layout intuitive enough that pilots could quickly find the information that they needed. The solution came with the advent of LCD panels. Now, through a variety of video displays, pilots can access the information that they require with the level of detail appropriate to the situation. These arrangements of displays came to be known as a “glass cockpit.” The earliest version of this church assessment – more than a decade ago – utilized the structure and metaphor of a “glass cockpit.” After ten years of user feedback, we have retained many of those elements, but opted for a general theme aligned to the Biblical imperative of fruitbearing.

Churches are much more complicated than airplanes. They represent the collective insights, biases, experience, wisdom, hopes, and fears of each of their members. They tend to rely on a limited staff and lots of volunteers. They are entrusted with a mission more critical than any aircraft has ever flown: the Great Commission. So, in order to help church leaders make wise decisions, ChurchTech has designed the Fruitbearing Congregation Health Assessment to provide critical information about your congregation.



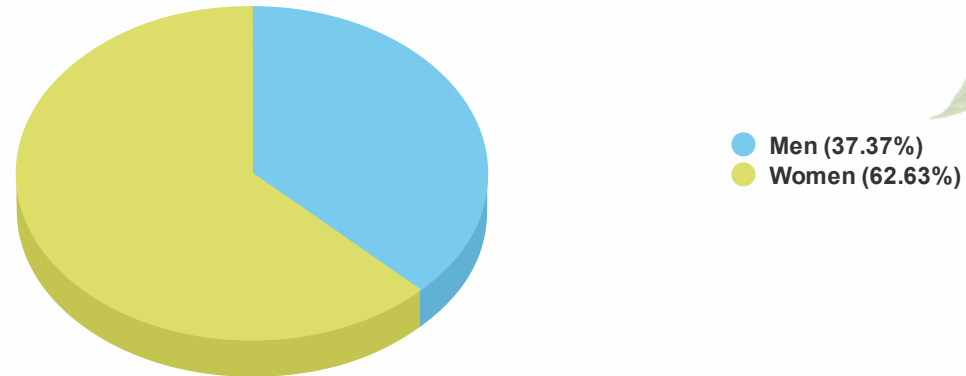
Congratulations and Thank You for investing in the health and growth of your church! May your openness to exploring and learning more be a blessing to your church and each of its members.

Brad Miller, founder of ChurchTech, has over 20 years of experience working to enhance ministry with the aid of technology. Starting in 1990 he began to organize and conduct ecumenical conferences and seminars on ministry and technology. Through personal consultations, seminars, and conferences he has worked with thousands of congregations in dozens of countries. Dr. Miller received his B.S. In Public Affairs from Indiana University in 1987. He received his M. Div. From Wartburg Theological Seminary in 1992 and was ordained as a Lutheran pastor that same year. He earned his D.Min. from Agape Seminary in 2006. In 2008, he developed the Glass Cockpit Ministry assessment. Over the following decade, it was tweaked and enhanced to the current form: The ChurchTech Fruitbearing Congregation Health Assessment.

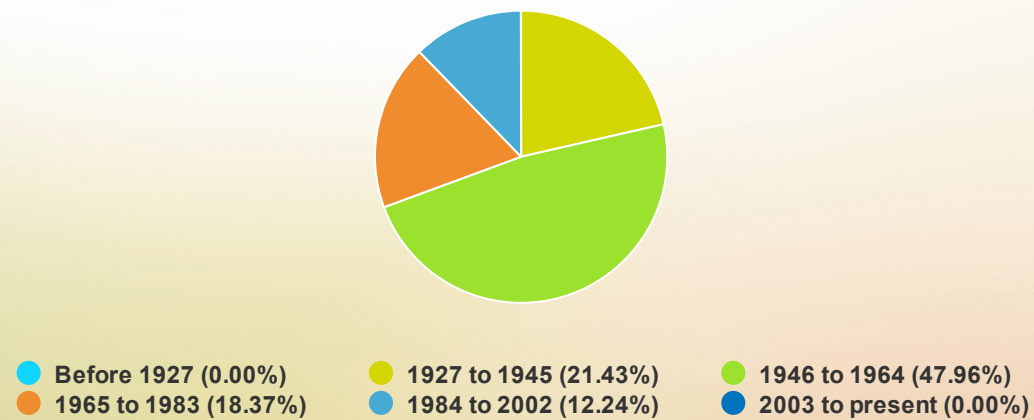
He has served congregations in a variety of different contexts: urban & rural, large & small. He has experienced church planting and church construction. As an Interim Pastor, he has served numerous congregations in transition. He is author of the Church Health and Growth Primer, The Servant Leader Small Catechism, and What Kind of Tractor Is Your Church? His wife, Pam Schroeder, is also a Lutheran pastor. They have two adult children. Dr. Miller is available for congregational consultations and as a speaker on church health and growth topics.

Who took the survey for our church?

Total number of Respondents

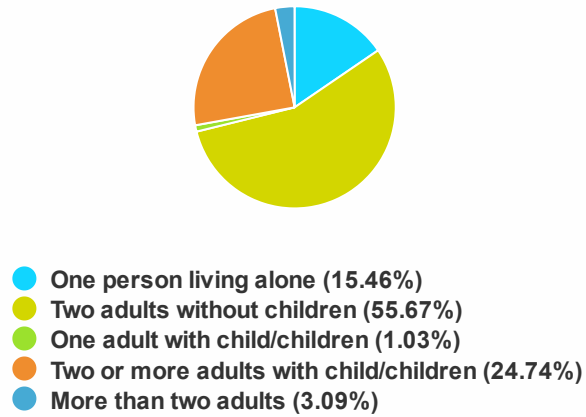


Generation(Date Born)

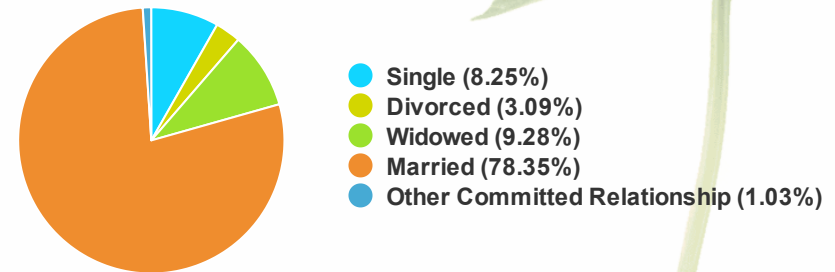


Who are we?

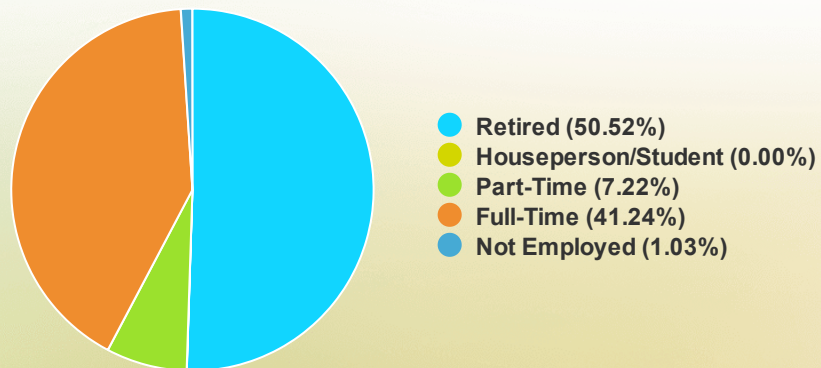
Household Composition



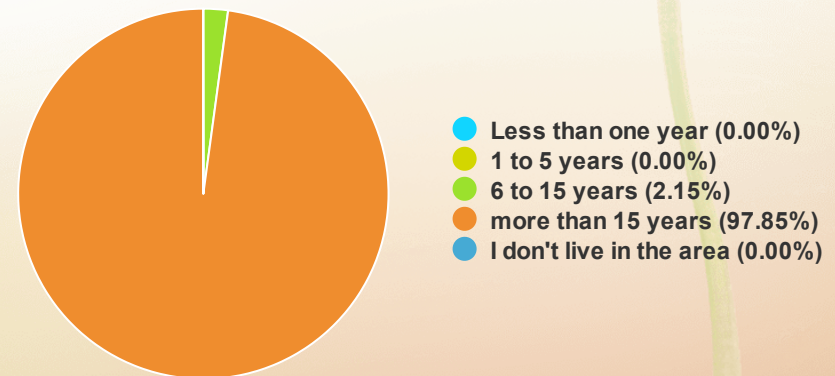
Marital Status

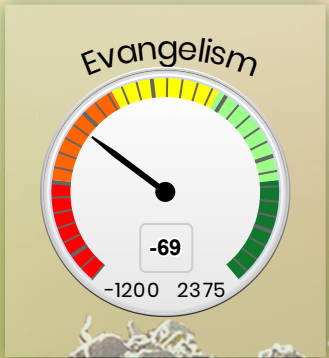
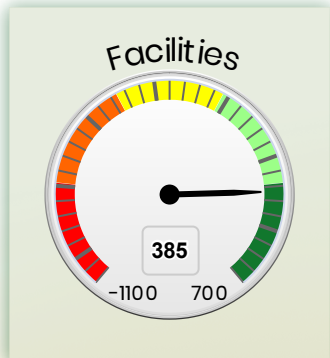
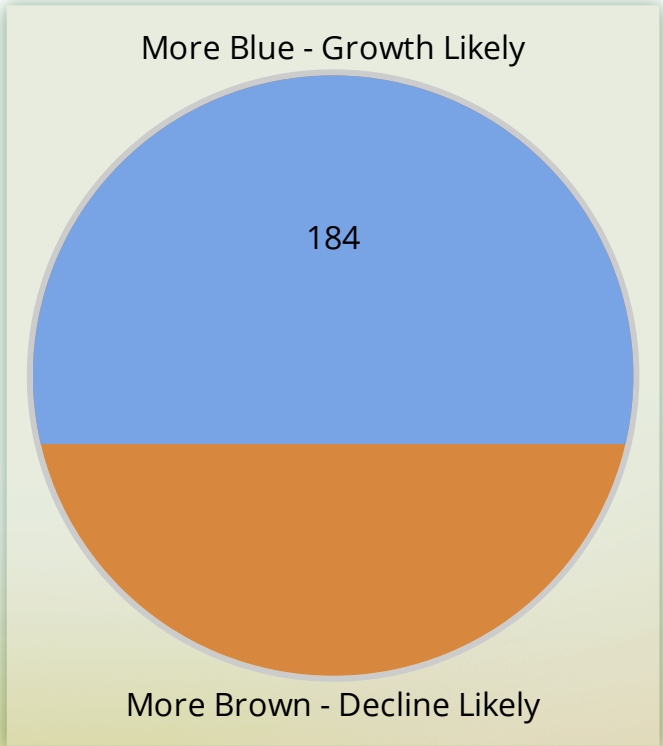
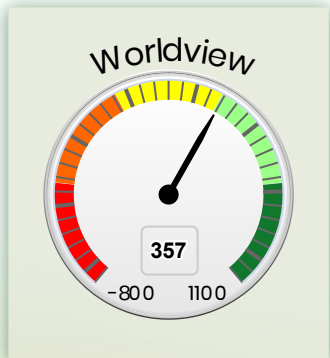
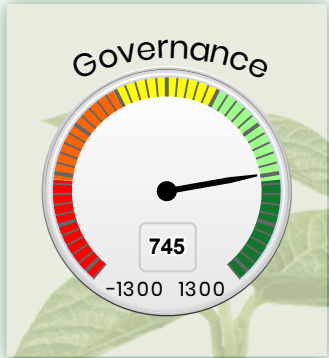
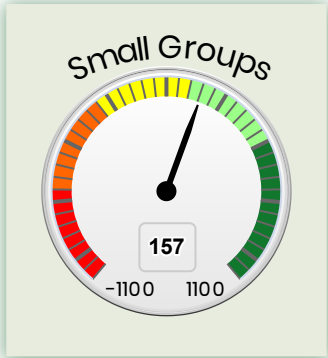
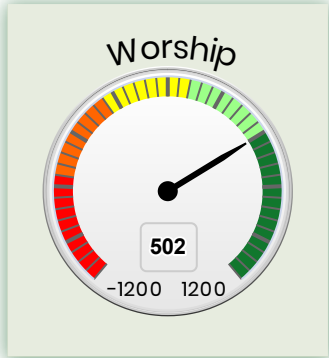


Employment Status



How long have you lived in this area?





Glass Cockpit Overview of Variables



Leadership

This variable measures the confidence of your leaders about the future, the spiritual health of your leaders, and the confidence that members have in the church staff.

Gift Leverage

This variable measures volunteerism, and teaching & encouragement to use spiritual gifts.

Governance

This variable measures understanding of and confidence in the church's governing structure.

Worship

This variable measures frequency of worship and perceptions about various elements of worship.

Small Groups

This variable measures confidence about and participation in small groups.

Worldview

This variable measures attitudes about scripture, as well as faith and financial habits.

Glass Cockpit Overview of Variables - continued



Facilities

This variable measures perceptions about the condition and functionality of your building(s).



Location

This variable reflects observations and impressions about the vicinity around your church, in addition to perceptions about your building location.



Evangelism

This variable measures practices, habits, and attitudes about sharing the Good News of Jesus Christ.



Vision

This variable measures confidence about the direction of the church and hope about the future.



Technology

This variable indicates what technologies are being utilized and how frequently members use the website.



Artificial Horizon

The Artificial Horizon shows the likelihood that your congregation will either grow or decline. It incorporates all eleven scores, plus historical trends of your church.

Usefulness and limitations of the Glass Cockpit

The Glass Cockpit is an assessment tool. It is not an end in itself, but rather it is the starting point for more questions. As you review the pages of information that follow, ask yourself:

Does this describe us?

Remember, the anonymity of the survey allows people to express attitudes differently than they might in public.

What variables are within our control?

The demographics of your zip code are largely beyond your control, but you can choose the number of different worship services that you offer each week.

What things that we can change will yield the greatest benefit?

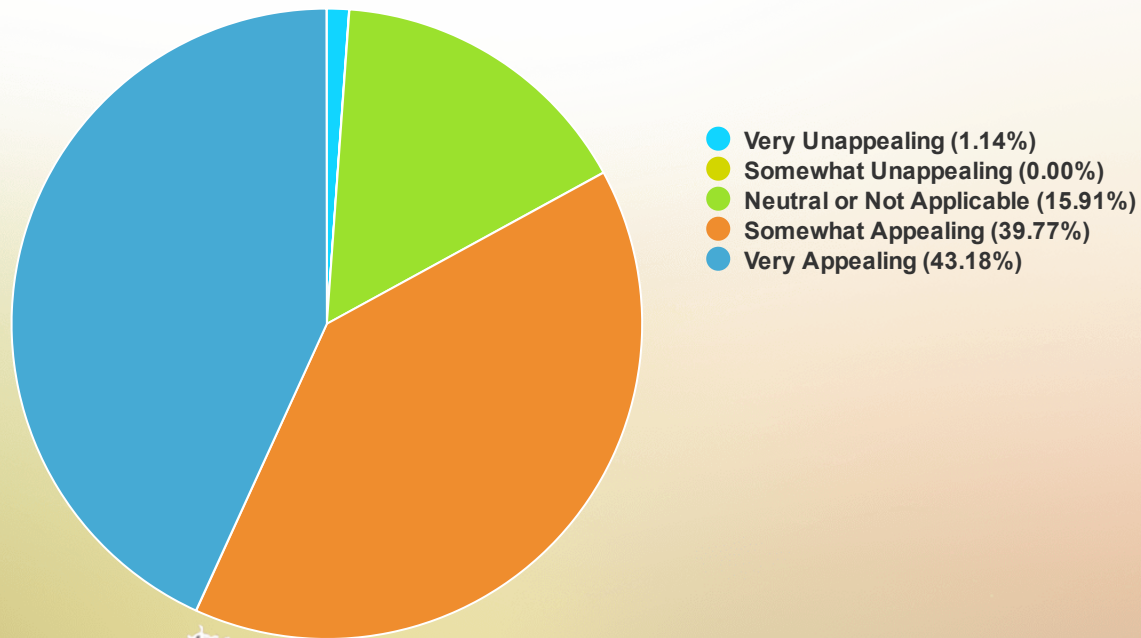
This is the ultimate question, but wrestling with it requires both a knowledge of your context and a broader expertise in church health and growth.

You now possess a very useful collection of information about your church. But, alone, it can not tell the whole story or describe the best course for the future. It may be a sufficient springboard to aid you in planning for the future. However, many congregations may still be best served to hire a consultant. A good consultant who specializes in church health and growth will bring objectivity and knowledge of the field in a way that most churches simply can not replicate internally. ChurchTech certainly has consultants that can help, but other resources to consider are denominational offices, Church Doctor Ministries, or the various members of the American Society for Church Growth.

Leadership Detail I

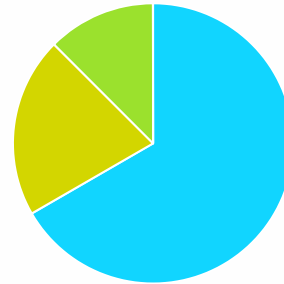
		How much confidence do you have that this church will still be thriving in 20 years?		
		Very Much	Somewhat	Very Little
Do you have a leadership position in this church?	Yes	7.02%	14.04%	4.39%
	No	30.70%	37.72%	5.26%

If a neighbor asked, I would describe our STAFF as...



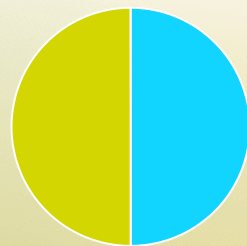
Leadership Detail II

Outside of church events, how often do you pray (other than at meals)? only those who identify themselves as leaders



● Daily (66.67%) ● 4-6 Times A Week (20.83%) ● 1-4 Times A Week (12.50%) ● Less Than Weekly (0.00%)

Do you believe in Jesus Christ as your Savior now? only those who identify themselves as leaders



● Yes (50.00%) ● No (50.00%)

Outside of church events, how often do you read the Bible? only those who identify themselves as leaders



● Daily (21.74%) ● 4-6 Times A Week (0.00%)
● 1-4 Times A Week (30.43%) ● Less Than Weekly (47.83%)

Leadership Unpacked

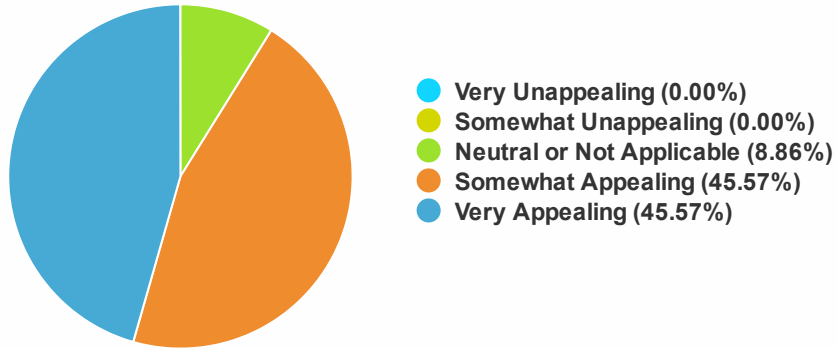
The church is the Body of Christ. The church is also an organization. Organizations are strongly influenced by the character and quality of their leaders. [Consider Deuteronomy 1:13] Think about the critical roles that leaders have played in the Old and New Testaments. In the best of times, quality leadership is important. In challenging times, leadership is even more important.

There are many resources available to help boost the character and quality of leadership in a church. Often, the issue is not the presence or absence of leaders, but rather the willingness of some to lead and others to follow. Consider the following:

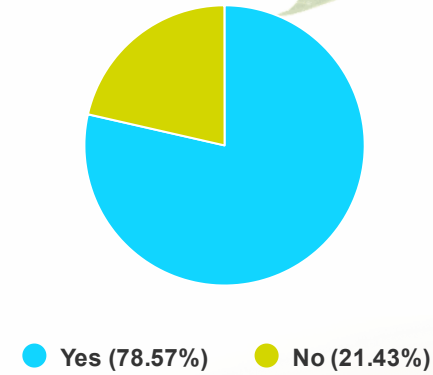
- Do we burn-out our leaders or is their time of service an opportunity to grow spiritually?
- Do we utilize people according to their spiritual gifts or do we use them to fill blank spots on an organizational chart?
- Do we honor, respect, and pray for our leaders?
- Do we have high expectations for our leaders?
- Do we expect leaders to lead or to follow the perceived preferences of the crowd?

Gift Leverage Detail

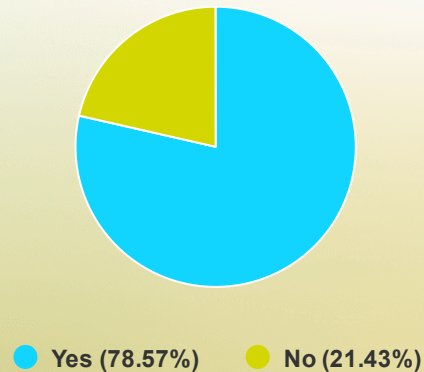
If a neighbor asked, I would describe our OPPORTUNITIES TO SERVE as...



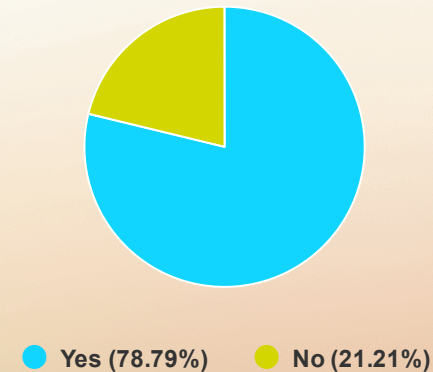
Have you learned about your spiritual gifts (as described in the Bible) at this church?



Have you been encouraged to exercise your spiritual gifts at this church?



Are you currently serving as a volunteer in any capacity at this church?



Gift Leverage Unpacked

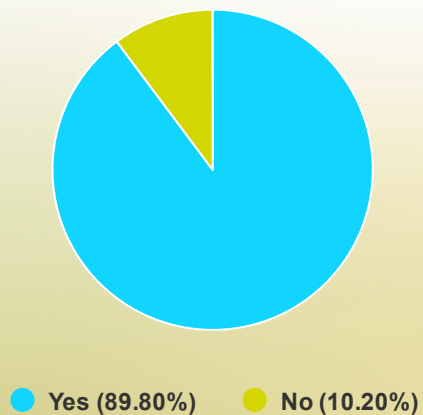
Churches vary in how they reconcile the different lists of spiritual gifts found in the New Testament. They also differ over cessationism (the view that certain charismatic gifts like prophecy or speaking in tongues have ceased to be gifted by the Holy Spirit). Those distinctions are not trivial. Nonetheless, wide experience indicates that whichever list of Spiritual Gifts is employed, it is essential that it actually be employed. Too many churches reserve Spiritual Gifting as strictly a sermon topic and not as an essential guide to staffing (whether paid or volunteer) in order to carry out the work of the local church.

- Read the 12th chapter of 1st Corinthians.
- Does it describe how your church functions?

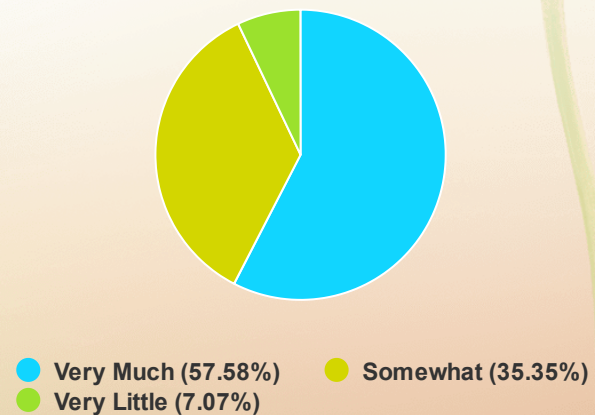
Governance Detail

		Compared to 12 months ago my overall spiritual health has				
		Declined Much	Declined A Little	About the Same	Increased A Little	Increased Much
Do you have a leadership position in this church?	Yes	0.88%	0.88%	10.53%	8.77%	4.39%
	No	0.00%	8.77%	35.96%	19.30%	9.65%

Do you understand the governing structure of this church (how decisions are made)?



How much confidence do you have in the governing structure of this church?



Governance Understanding and Trust

		How much confidence do you have in the governing structure of this church?		
		Very Much	Somewhat	Very Little
Do you understand the governing structure of this church (how decisions are made)?	Yes	56.14%	26.32%	6.14%
	No	0.88%	8.77%	0.88%

Governance Unpacked

At some congregational meetings, copies of the constitution and Roberts Rules of Order are in more plentiful supply than Bibles. In other congregations, the constitution and bylaws are so seldom referred to that there are serious legal compliance issues.

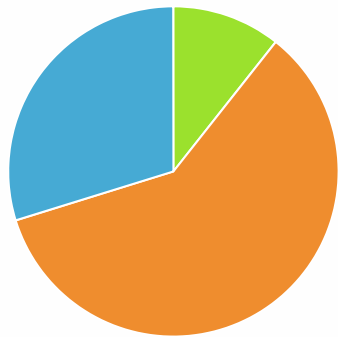
Some churches have church councils or vestries or sessions; some have elders and deacons; some have a board of directors. Some have a mix of them all. There is not a singular perfect system for governing all congregations. Even when the “perfect” structure is in place, growing to a new size may require a new structure. Denominational rules or traditions may also limit the range of options.

Yet, with so many differences, we can apply some “yardsticks” to any structure:

- > Does the system work? (Does it support rather than impede ministry?)
- > Do people understand it?
- > Do people trust it?
- > Does it unduly burden those who lead?

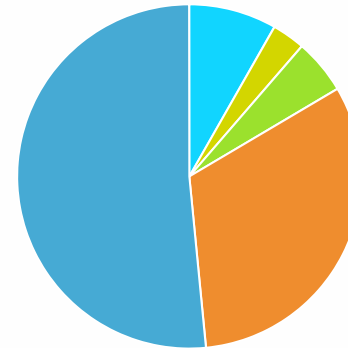
Worship Detail

If a neighbor asked, I would describe our TOTAL WORSHIP EXPERIENCE as...



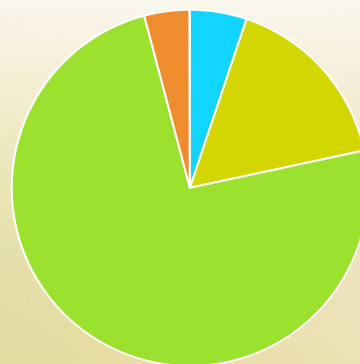
- Very Unappealing (0.00%)
- Somewhat Unappealing (0.00%)
- Neutral or Not Applicable (10.64%)
- Somewhat Appealing (59.57%)
- Very Appealing (29.79%)

Over the past 12 months WORSHIP at this church has been _____ in my spiritual life.



- Very unhelpful (8.25%)
- Somewhat unhelpful (3.09%)
- Neutral or Not Applicable (5.15%)
- Somewhat helpful (31.96%)
- Very helpful (51.55%)

Frequency of Worship compared to 12 months ago



- Declined Much (5.15%)
- Declined a Little (16.49%)
- About the same (74.23%)
- Increased a Little (4.12%)
- Increased Much (0.00%)

Worship – Music & Preaching

	High	Medium	Low
Preaching Helpfulness	8.77%	40.35%	50.88%
Preaching Appeal	7.02%	44.74%	48.25%
Music Appeal	2.63%	57.89%	39.47%

Worship Unpacked

Few elements of church life (if any) rival worship for the blunt subjectiveness of the opinions called forth. At one church, a 15 minute sermon is too long. Across the street, a 40 minute sermon might be called too short. Music tempo, volume, and instrumentation cover all the extremes. Liturgical rules and the lectionary calendar define some churches, yet are completely foreign in others.

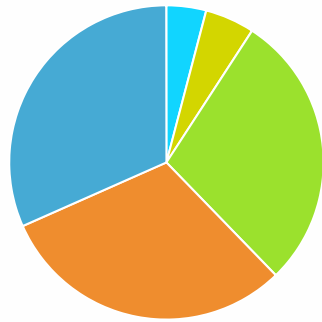
Your church has a "way" of worshipping. You might have more than one way if you use different service types each week to reach different groups of people. Don't over-analyze the individual worship components reflected in this chart. The preaching scores, especially, tend to be heavily shaded by overall satisfaction with the person preaching rather than with just what is preached. Focus on the collective worship experience.

Yet, with so many differences, we can apply some "yardsticks" to any structure:

- Are the people at your church having an experience that they perceive as a genuine encounter with God?
- In what ways can we enhance that experience?
- Can we make that experience more accessible to visitors?

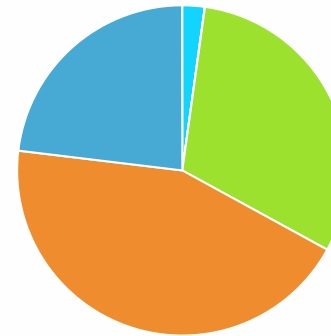
Small Groups Detail

Over the past 12 months, how have the following influences aided your spiritual life: small groups at this church



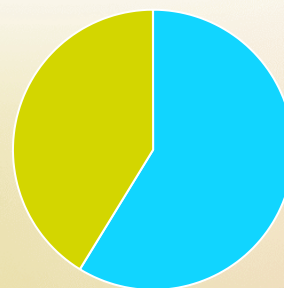
- Very unhelpful (4.08%)
- Somewhat unhelpful (5.10%)
- Neutral or Not Applicable (28.57%)
- Somewhat helpful (30.61%)
- Very helpful (31.63%)

If a neighbor asked, I would describe our SMALL GROUPS as...



- Very Unappealing (2.20%)
- Somewhat Unappealing (0.00%)
- Neutral or Not Applicable (30.77%)
- Somewhat Appealing (43.96%)
- Very Appealing (23.08%)

Are you part of a church Small Group that meets regularly?



- Yes (58.76%)
- No (41.24%)

Small Groups Unpacked

There were times that Jesus taught crowds of thousands. There were other times that he shared an important experience with just a few. As humans, we each have differing needs for interaction in large anonymous groups, mid-size groups where we are partly known, and smaller groups where we are very well known. The size of our families and workplaces, among other influences, shape each of us in the crowd sizes that we seek out. Churches need to help people connect at each of those different levels.

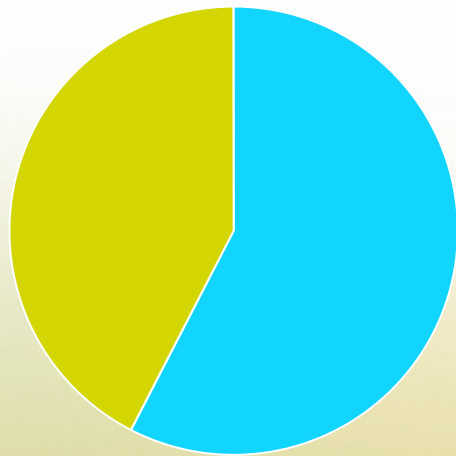
Small groups, implemented well, can have a transformative effect on individuals and on a whole congregation. Affinity groups are particularly effective, but other models work as well. Curriculum, or at least topics, can be defined for everyone or selected by each particular group. So:

- If you have small groups, how can you strengthen them and encourage more people to participate?
- If not, why not?

Worldview Detail

Which statement BEST describes the purpose of the church?			
To be a place of fellowship	To take care of hurting people	To make disciples	To provide moral instruction
35.96%	2.63%	48.25%	13.16%

When you decide how much to give to the church, which of the following best describes your practice:?



● Dollar amount based on my budget (57.58%)
● Percentage based on my income (42.42%)

What percentage of your total household income do you give to the church?

	Percent
More than 10%	13.16%
About 10%	28.95%
8% to 9.9%	7.89%
5% to 7.9%	14.91%
3% to 4.9%	7.89%
1% to 2.9%	7.89%
Less than 1%	1.75%
I don't know	17.54%

Worldview: Prayers and Bible Reading

Outside of church events,	Daily	4-6 times a week	1-3 times a week	less than weekly
how often do you read the Bible?	21.05%	12.28%	21.93%	44.74%
how often do you pray (other than at meals)?	69.30%	14.04%	12.28%	4.39%

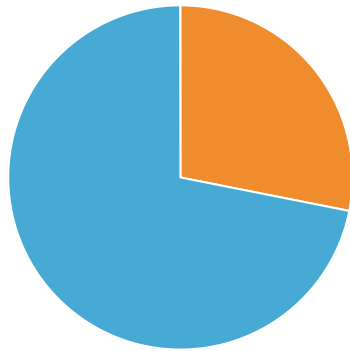
Worldview Unpacked

In Matthew 22:37, Jesus reminds us of the imperative to "love the Lord your God with all your heart, and with all your soul, and with all your mind." If there was a single word to describe how we perceived and responded to the world around us it might be: "attitude." Worldview is our attitude about the world. Worldview is more than a philosophical perspective – it is the rudder that steers us through life. Churches are stronger and healthier when they are filled with lots of people whose rudders are pointed in a common, god-honoring direction. They grow when they can passionately communicate that perspective with others.

- Do we see the world and ourselves in a way that honors God?
- Do we seek God regularly through scripture, prayer, and worship?
- Do we accept God's claim on ourselves, our time, and our possessions?

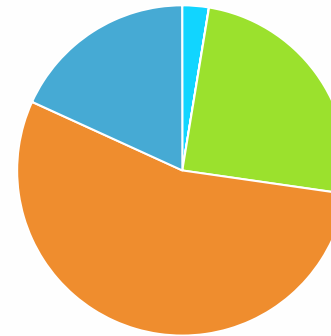
Facilities Detail

If a neighbor asked, I would describe our BUILDING EXTERNAL APPEARANCE as...



- Very Unappealing (0.00%)
- Somewhat Unappealing (0.00%)
- Neutral or Not Applicable (0.00%)
- Somewhat Appealing (28.13%)
- Very Appealing (71.88%)

If a neighbor asked, I would describe our BUILDING FUNCTIONALITY as...



- Very Unappealing (2.60%)
- Somewhat Unappealing (0.00%)
- Neutral or Not Applicable (24.68%)
- Somewhat Appealing (54.55%)
- Very Appealing (18.18%)

If a neighbor asked, I would describe our PARKING as...

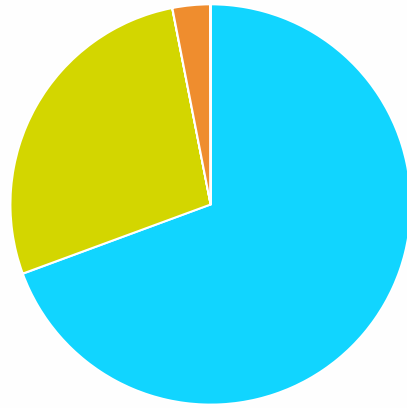


- Very Unappealing (0.00%)
- Somewhat Unappealing (0.00%)
- Neutral or Not Applicable (23.66%)
- Somewhat Appealing (40.86%)
- Very Appealing (35.48%)

40 percent of worshippers at this church choose a particular worship service because of perceived crowding at other service(s)

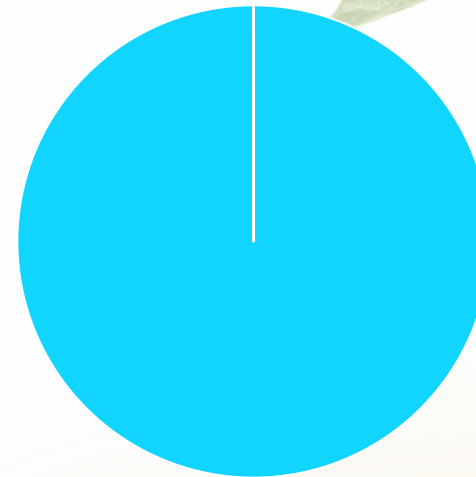
Facilities - Parking

How often do you have difficulty finding a parking space?



- Never (69.39%)
- Only on special occasions (27.55%)
- Once a month (0.00%)
- Several times a month (3.06%)
- Always (0.00%)

How do you normally get to church?



- Private automobile (100.00%)
- Walk (0.00%)
- Public Transportation (0.00%)
- Other (0.00%)

Facilities Unpacked

Ever since King David was overly eager to build the temple in Jerusalem, there has been a danger in reducing our communal faith experience to the building in which it is centered. Architecture can stand as a soaring testimonial honoring God – or honoring architects. We tend to focus too much on buildings to the exclusion of more important attributes of church health and growth. Church buildings should be springboards for ministry in the world – not boxes to contain and limit ministry.

Hence, as long as we have buildings – they ought to be done well, maintained well, and adapted as necessary to function in furtherance of the mission and vision of the church. And, if people need to come to our building for worship, education, or programs, then it is important that they be able to find a parking space and then find the right door to enter. The higher the percentage of people that arrive at our location by private automobile, the greater the importance of having adequate parking.

- Does our building work? (Does it support our vision and mission?)
- Is there enough parking?
- Are the best parking spaces reserved for visitors?

Location Detail

New Vistor Appeal	Very Unappealing	Somewhat Unappealing	Neutral or Not Applicable	Somewhat Appealing	Very Appealing
Location - Visibility	0.88%	0.00%	5.26%	28.95%	64.04%
Location - Proximity to You	1.75%	0.00%	7.02%	21.93%	64.04%
Location - Ease of Access	1.75%	0.00%	7.89%	27.19%	61.40%

How long does it normally take you to get to church?



- Under 5 minutes (33.67%)
- 5 to 10 minutes (30.61%)
- 11 to 20 minutes (23.47%)
- Over 20 minutes (12.24%)

36 percent of our survey respondents first became aware of our church by driving past it.

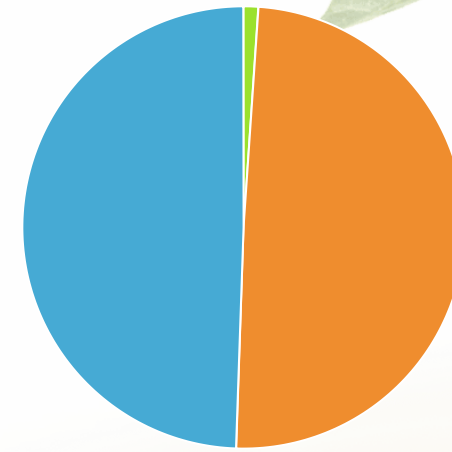
Compared to 3 years ago	Declined Much	Declined A Little	About the Same	Increased A Little	Increased Much
The vitality of the area within a 5 minute drive of our church has...	0.00%	4.39%	58.77%	33.33%	3.51%
The general enthusiasm and energy within our church has...	14.91%	44.74%	33.33%	6.14%	0.88%
The conflict and tension within our church has...	3.51%	6.14%	23.68%	39.47%	27.19%

Compared to 10 years ago	Declined Much	Declined A Little	About the Same	Increased A Little	Increased Much
The vitality of the area within a 5 minute drive of our church has...	0.00%	9.65%	49.12%	25.44%	15.79%
The general enthusiasm and energy within our church has...	12.28%	35.09%	35.09%	13.16%	4.39%
The conflict and tension within our church has...	4.39%	5.26%	28.95%	35.96%	25.44%

Location More Detail II

5.26% of respondents to your survey are part year residents of this area. (The accuracy of this statistic, naturally, depends upon the participation of your part year residents.)

How long have you lived in this area?



- Less than one year (0.00%)
- 1 to 5 years (0.00%)
- 6 to 15 years (1.09%)
- More than 15 years (49.46%)
- I don't live in the area (49.46%)

Location Unpacked

Ever since King David was overly eager to build the temple in Jerusalem, there has been a danger in reducing our communal faith experience to the building in which it is centered. Architecture can stand as a soaring testimonial honoring God – or honoring architects. We tend to focus too much on buildings to the exclusion of more important attributes of church health and growth. Church buildings should be springboards for ministry in the world – not boxes to contain and limit ministry.

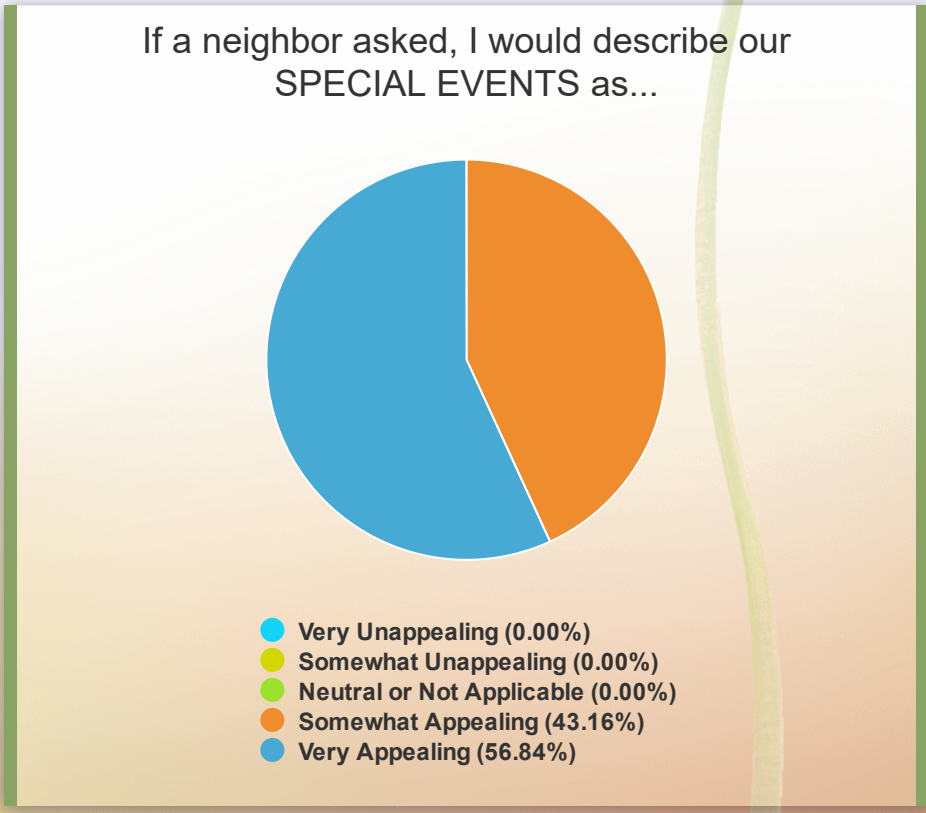
Hence, as long as we have buildings – they ought to be done well, maintained well, and adapted as necessary to function in furtherance of the mission and vision of the church. And, if people need to come to our building for worship, education, or programs, then it is important that they be able to find a parking space and then find the right door to enter. The higher the percentage of people that arrive at our location by private automobile, the greater the importance of having adequate parking.

- › Can first-time visitors find your church?
- › Do you have enough acreage for future expansion?
- › Are the best parking spaces reserved for visitors?

Evangelism Detail

How did you become aware of this church?	Percent
I grew up in this church	46.49%
Someone I knew brought me to the church	36.84%
Someone I knew told me about the church	8.77%
Church website	0.00%
Advertisement	0.88%
I drove past the facility	1.75%
A TV or radio program	0.00%
A mailing from the church	0.00%
A special event at the church	1.75%
A program hosted by the church	0.00%
I was looking for a particular denomination	4.39%
Facebook or other social media	0.00%

Compared to 12 months ago my witnessing of my faith...				
Declined Much	Declined A Little	About the Same	Increased A Little	Increased Much
0.00%	2.63%	66.67%	21.93%	8.77%



Evangelism – Habits

How many people have you...	over 10	7 to 10	4 to 6	1 to 3	none
told about this church in the last year?	7.89%	12.28%	28.07%	46.49%	5.26%
invited to this church in the last year?	2.63%	5.26%	13.16%	47.37%	31.58%
brought to this church in the last year?	0.00%	0.88%	4.39%	20.18%	74.56%

Evangelism Unpacked

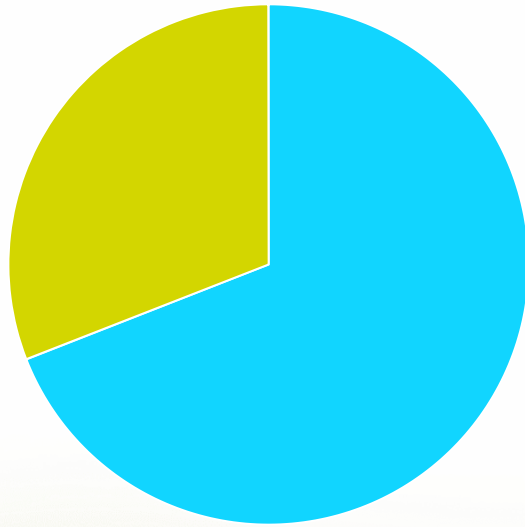
For generations, many congregations grew through a powerful numeric tool – household size. A century ago, the average U.S. family had more than two children. Today, after a century of fairly steady decline, the average family has less than two children. More than two children per couple means a net gain in each generation, while less than two means a net decline. Combine that trend with changing realities about institutional loyalty and you find a landscape filled with slowly shrinking churches.

Yet, we are also in an unprecedented era of mega-church growth. What accounts for the growth? Motivation is a big factor – churches that are passionate about sharing the good news for the sake of the recipient tend to be much more effective than those driven by a perceived need for more members. Programs are also significant, especially if the programs respond to a particular need that is felt in the community. All eleven factors in this report matter, but ultimately, inviting habits are key. Churches whose members talk (positively) about their church, invite people to it, and bring people to it generally grow.

- Do our members talk, invite, and bring?
- Do first time guests return?
- Are the best parking spaces reserved for visitors?

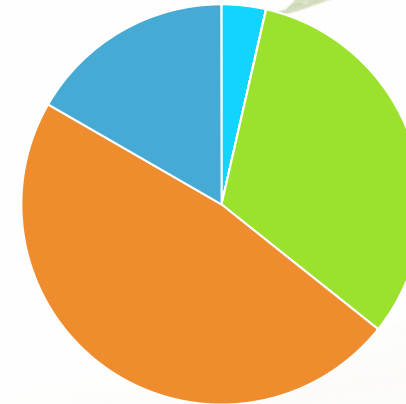
Vision Detail

Are you anxious about the future of this congregation?



● Yes (69.07%) ● No (30.93%)

If a neighbor asked, I would describe our CLEAR VISION FOR FUTURE as...



● Very Unappealing (3.57%)
 ● Somewhat Unappealing (0.00%)
 ● Neutral or Not Applicable (32.14%)
 ● Somewhat Appealing (47.62%)
 ● Very Appealing (16.67%)

How much confidence do you have...	very much	somewhat	very little
that this church will still be thriving in 20 years?	37.72%	52.63%	9.65%
in the soundness of doctrine preached at this church?	75.44%	21.93%	2.63%
in the soundness of doctrine taught at this church??	74.56%	24.56%	0.88%

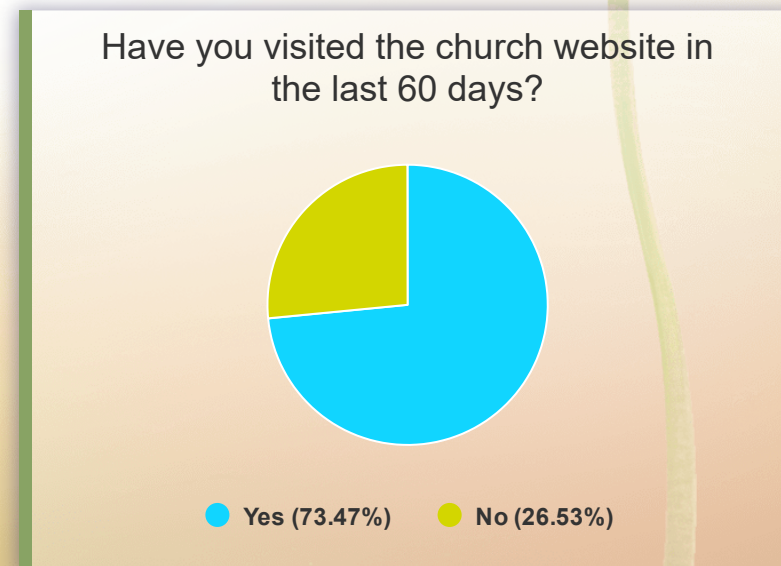
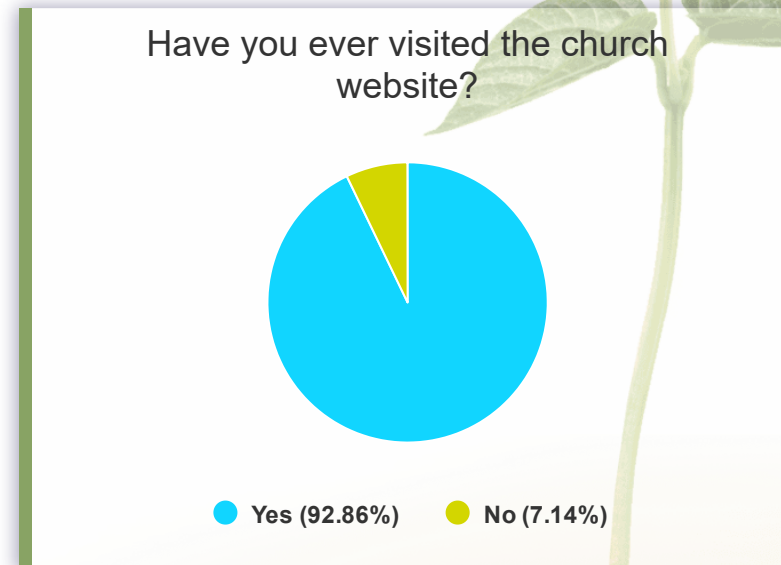
Vision Unpacked

Have you ever left on vacation with no idea where you were going? Few of us are that spontaneous. We may not know all of the details, but we want to have at least a general idea where our journey will lead us. Church participation is much the same. People need to know what future the leaders of the church are working toward for two reasons: trust & mobilization. If people don't trust the direction that a church is headed, then they will be reluctant to continue on the journey. If people aren't passionately sold on the vision for the future, then it is hard to mobilize them to work toward that goal. The future is, to some degree, abstract. A key element of defining vision is pointing to those current realities that are bedrock principles and will not change. With that foundation, the elements of change can then be communicated.

- Do your leaders have a sense of the missional priorities at your church 5 or 15 years from now?
- Is that vision widely known and supported?
- Is that vision restated and reinforced often?
- Can you discern progress toward those future goals?

Technology Detail

	Yes/No
Do you have an audio cassette ministry?	No
Do you have a CD distribution ministry?	No
Do you have a DVD that describes your church for newcomers?	No
Do you have a recurring radio or TV program?	No
Do you have a video projector?	Yes
Do you regularly use a video projector for at least one worship service?	No
Are your sermons available as a podcast?	Yes
Are computers at your church networked?	Yes



Technology Unpacked

The Apostle Paul used the Roman transportation network. Martin Luther used the printing press. Billy Graham used television. Pastors in Kenya (living in huts without plumbing or electricity) use cellphones to connect with their flocks and their ministry network. Effective ministries have always utilized the best resources available to them.

Technology is a leverage tool. It allows us to accomplish more than we could without it. A computer sitting in an office won't bring new members to your church – but the tasks that are accomplished with that machine may result in better printed materials to catch a visitor's eye, better recordkeeping to follow-up with prospective members, and an up-to-date website that helps newcomers find you.

- Are we using technology broadly to maximize the impact of our ministry?
- If not, what is holding us back?

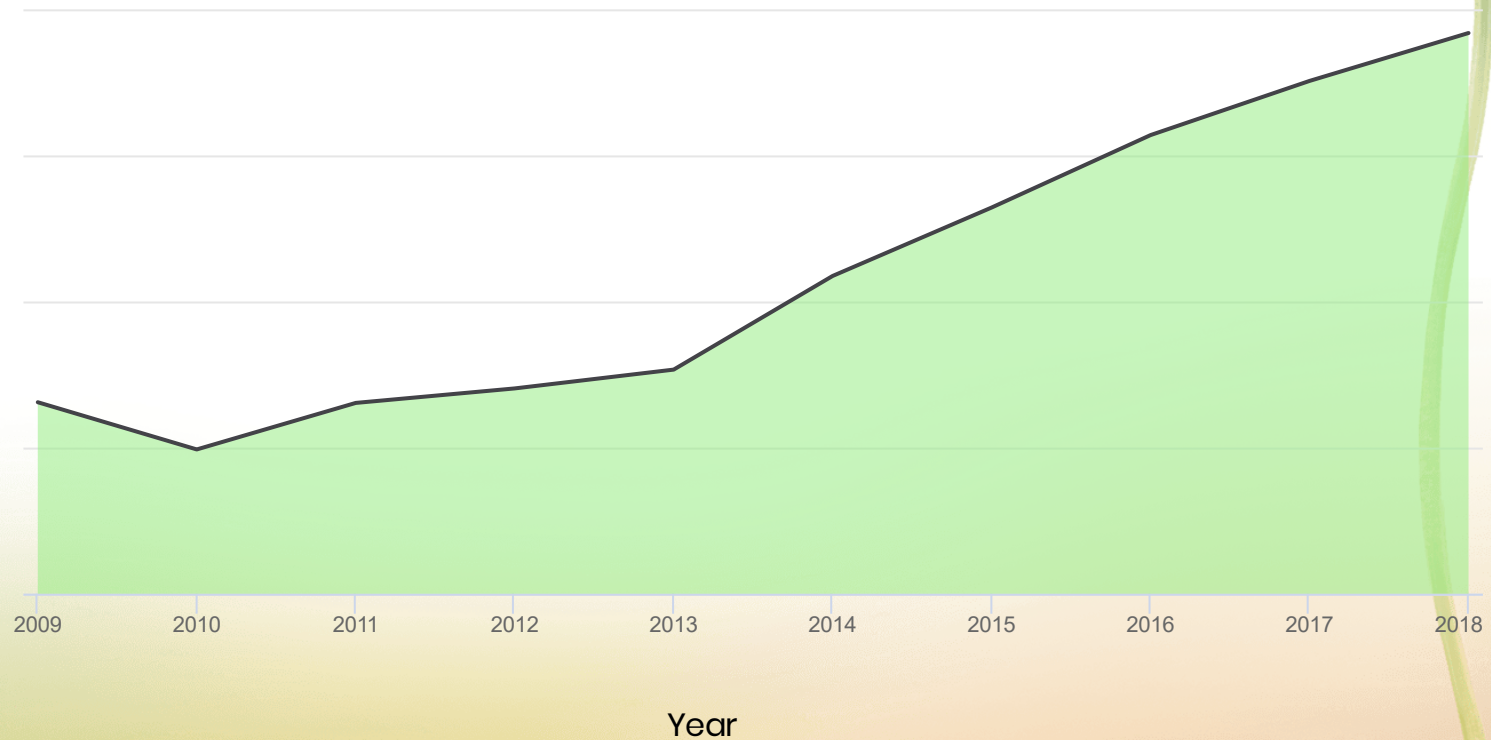
Attendance Trendline



Your Decadal Growth Rate is: 81.51 %.

Unadjusted Regular Giving Trendline

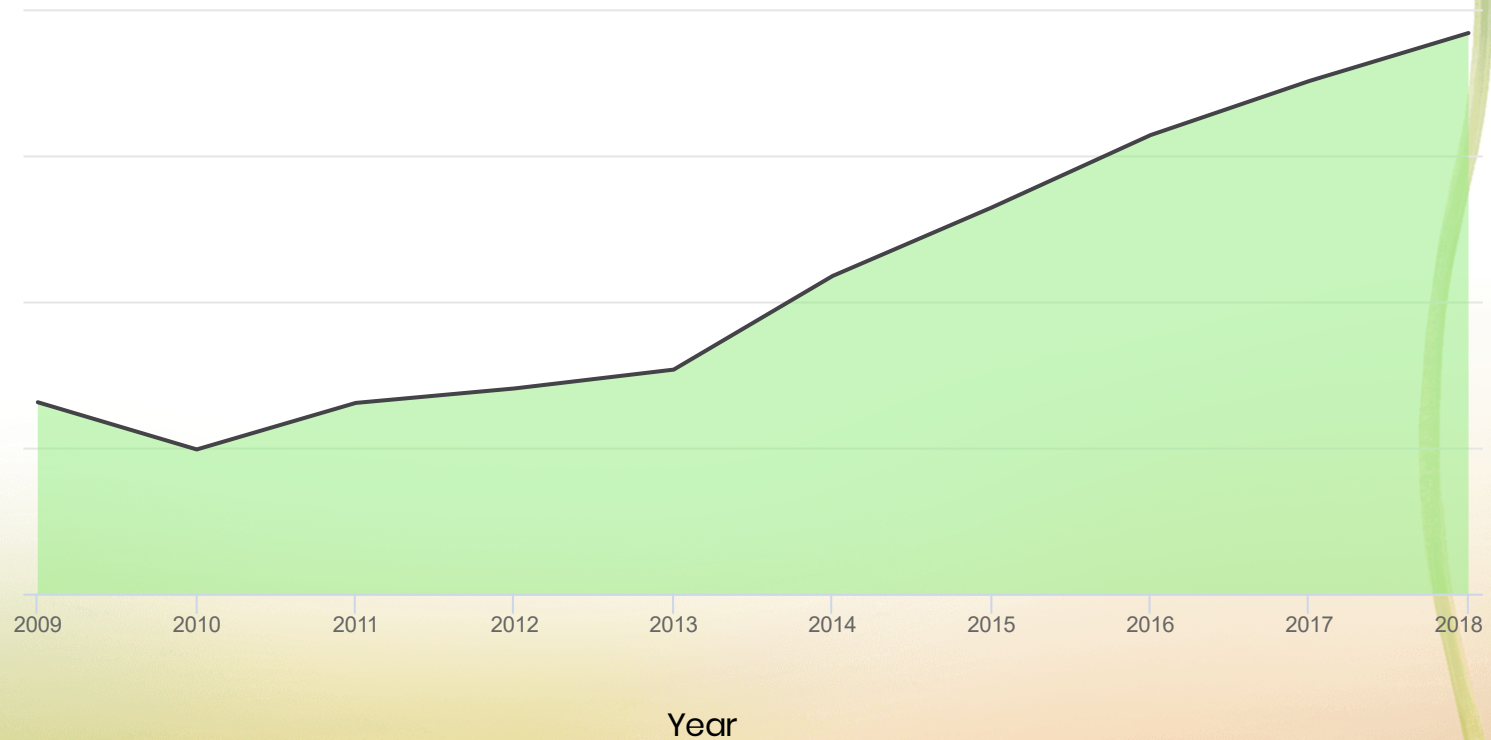
* not including capital or other special appeals



Your Financial Giving Growth Rate is: 140.05 %.

Inflation Adjusted Regular Giving Trendline

* not including capital or other special appeals



Spiritual Health in the Past Year – General

Compared to 12 months ago	Declined Much	Declined A Little	About the Same	Increased A Little	Increased Much
my frequency of worship has...	5.26%	16.67%	72.81%	4.39%	0.88%
my reading of scripture has...	2.63%	10.53%	64.91%	14.91%	7.02%
my knowledge of scripture has...	0.88%	6.14%	41.23%	41.23%	10.53%
my prayer life has...	0.00%	2.63%	50.00%	28.07%	19.30%
my relationships within the church...	1.75%	11.40%	60.53%	16.67%	9.65%
my witnessing of my faith...	0.00%	2.63%	0.00%	21.93%	8.77%
my percent of income given to ministry has...	4.39%	14.91%	50.88%	26.32%	3.51%
my overall spiritual health has...	4.39%	14.91%	50.88%	26.32%	3.51%

Spiritual Health in the Past Year – Men

Compared to 12 months ago	Declined Much	Declined A Little	About the Same	Increased A Little	Increased Much
my frequency of worship has...	4.65%	16.28%	79.07%	0.00%	0.00%
my reading of scripture has...	2.33%	18.60%	74.42%	2.33%	2.33%
my knowledge of scripture has...	0.00%	9.30%	39.53%	44.19%	6.98%
my prayer life has...	0.00%	4.65%	69.77%	11.63%	13.95%
my relationships within the church...	0.00%	4.65%	74.42%	11.63%	9.30%
my witnessing of my faith...	0.00%	2.33%	0.00%	18.60%	2.33%
my percent of income given to ministry has...	4.65%	6.98%	46.51%	37.21%	4.65%
my overall spiritual health has...	4.65%	6.98%	46.51%	37.21%	4.65%

Spiritual Health in the Past Year – Women

Compared to 12 months ago	Declined Much	Declined A Little	About the Same	Increased A Little	Increased Much
my frequency of worship has...	5.63%	16.90%	69.01%	7.04%	1.41%
my reading of scripture has...	2.82%	5.63%	59.15%	22.54%	9.86%
my knowledge of scripture has...	1.41%	4.23%	42.25%	39.44%	12.68%
my prayer life has...	0.00%	1.41%	38.03%	38.03%	22.54%
my relationships within the church...	2.82%	15.49%	52.11%	19.72%	9.86%
my witnessing of my faith...	0.00%	2.82%	0.00%	23.94%	12.68%
my percent of income given to ministry has...	4.23%	19.72%	53.52%	19.72%	2.82%
my overall spiritual health has...	4.23%	19.72%	53.52%	19.72%	2.82%

Spiritual Health in the Past Year those born before 1927

Compared to 12 months ago	Declined Much	Declined A Little	About the Same	Increased A Little	Increased Much
my frequency of worship has...	0.00%	0.00%	0.00%	0.00%	0.00%
my reading of scripture has...	0.00%	0.00%	0.00%	0.00%	0.00%
my knowledge of scripture has...	0.00%	0.00%	0.00%	0.00%	0.00%
my prayer life has...	0.00%	0.00%	0.00%	0.00%	0.00%
my relationships within the church...	0.00%	0.00%	0.00%	0.00%	0.00%
my witnessing of my faith...	0.00%	0.00%	0.00%	0.00%	0.00%
my percent of income given to ministry has...	0.00%	0.00%	0.00%	0.00%	0.00%
my overall spiritual health has...	0.00%	0.00%	0.00%	0.00%	0.00%

Spiritual Health in the Past Year those born between 1927 and 1945

Compared to 12 months ago	Declined Much	Declined A Little	About the Same	Increased A Little	Increased Much
my frequency of worship has...	0.00%	1.75%	19.30%	0.88%	0.00%
my reading of scripture has...	0.00%	2.63%	15.79%	3.51%	0.00%
my knowledge of scripture has...	0.00%	1.75%	6.14%	12.28%	1.75%
my prayer life has...	0.00%	0.88%	10.53%	7.89%	2.63%
my relationships within the church...	0.00%	1.75%	14.04%	3.51%	2.63%
my witnessing of my faith...	0.00%	0.00%	0.00%	2.63%	2.63%
my percent of income given to ministry has...	0.00%	3.51%	9.65%	8.77%	0.00%
my overall spiritual health has...	0.00%	3.51%	9.65%	8.77%	0.00%

Spiritual Health in the Past Year those born between 1946 and 1964

Compared to 12 months ago	Declined Much	Declined A Little	About the Same	Increased A Little	Increased Much
my frequency of worship has...	3.51%	6.14%	36.84%	0.88%	0.00%
my reading of scripture has...	1.75%	4.39%	32.46%	4.39%	4.39%
my knowledge of scripture has...	0.88%	0.88%	20.18%	19.30%	6.14%
my prayer life has...	0.00%	0.88%	25.44%	9.65%	11.40%
my relationships within the church...	1.75%	5.26%	28.95%	7.89%	3.51%
my witnessing of my faith...	0.00%	0.00%	0.00%	11.40%	4.39%
my percent of income given to ministry has...	1.75%	5.26%	27.19%	12.28%	0.88%
my overall spiritual health has...	1.75%	5.26%	27.19%	12.28%	0.88%

Spiritual Health in the Past Year those born between 1965 and 1983

Compared to 12 months ago	Declined Much	Declined A Little	About the Same	Increased A Little	Increased Much
my frequency of worship has...	0.00%	5.26%	10.53%	2.63%	0.00%
my reading of scripture has...	0.88%	1.75%	8.77%	6.14%	0.88%
my knowledge of scripture has...	0.00%	2.63%	9.65%	4.39%	1.75%
my prayer life has...	0.00%	0.00%	8.77%	7.02%	2.63%
my relationships within the church...	0.00%	3.51%	10.53%	3.51%	0.88%
my witnessing of my faith...	0.00%	1.75%	0.00%	3.51%	0.88%
my percent of income given to ministry has...	1.75%	4.39%	7.02%	4.39%	0.88%
my overall spiritual health has...	1.75%	4.39%	7.02%	4.39%	0.88%

Spiritual Health in the Past Year those born between 1984 and 2002

Compared to 12 months ago	Declined Much	Declined A Little	About the Same	Increased A Little	Increased Much
my frequency of worship has...	1.75%	3.51%	6.14%	0.00%	0.88%
my reading of scripture has...	0.00%	1.75%	7.89%	0.88%	1.75%
my knowledge of scripture has...	0.00%	0.88%	5.26%	5.26%	0.88%
my prayer life has...	0.00%	0.88%	5.26%	3.51%	2.63%
my relationships within the church...	0.00%	0.88%	7.02%	1.75%	2.63%
my witnessing of my faith...	0.00%	0.88%	0.00%	4.39%	0.88%
my percent of income given to ministry has...	0.88%	1.75%	7.02%	0.88%	1.75%
my overall spiritual health has...	0.88%	1.75%	7.02%	0.88%	1.75%

Spiritual Health in the Past Year those at the church less than 2 years

Compared to 12 months ago	Declined Much	Declined A Little	About the Same	Increased A Little	Increased Much
my frequency of worship has...	0.00%	0.00%	0.00%	0.00%	0.00%
my reading of scripture has...	0.00%	0.00%	0.00%	0.00%	0.00%
my knowledge of scripture has...	0.00%	0.00%	0.00%	0.00%	0.00%
my prayer life has...	0.00%	0.00%	0.00%	0.00%	0.00%
my relationships within the church...	0.00%	0.00%	0.00%	0.00%	0.00%
my witnessing of my faith...	0.00%	0.00%	0.00%	0.00%	0.00%
my percent of income given to ministry has...	0.00%	0.00%	0.00%	0.00%	0.00%
my overall spiritual health has...	0.00%	0.00%	0.00%	0.00%	0.00%

Children & Youth Perception of Appeal – General

	Very Unappealing	Somewhat Unappealing	Neutral or Not Applicable	Somewhat Appealing	Very Appealing
Young children's ministries (0-11)	1.75%	0.00%	33.33%	27.19%	26.32%
Youth ministries (12-18)	1.75%	0.00%	35.09%	28.07%	21.93%
Childcare	0.88%	0.00%	44.74%	26.32%	26.32%

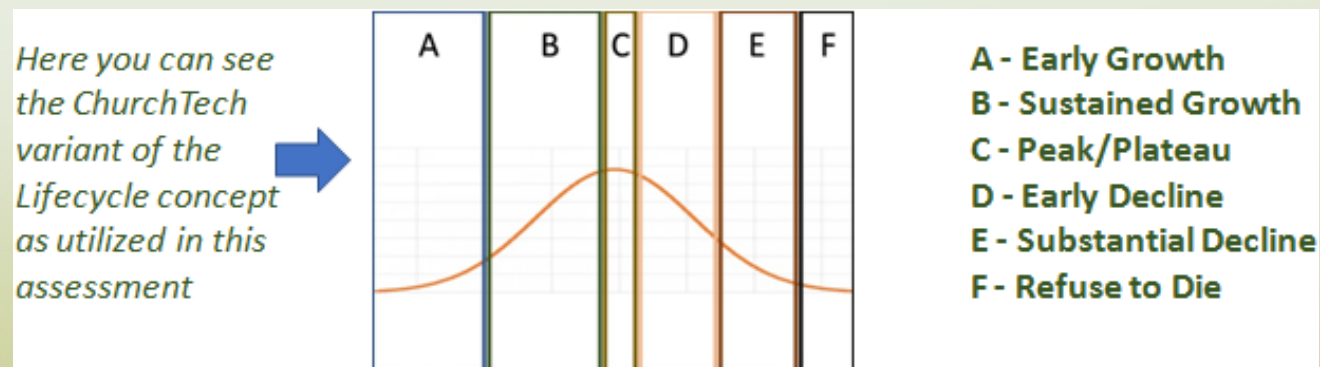
Children & Youth Perception of Appeal – by Households with Children

	Very Unappealing	Somewhat Unappealing	Neutral or Not Applicable	Somewhat Appealing	Very Appealing
Young children's ministries (0-11)	0.88%	0.00%	6.14%	8.77%	4.39%
Youth ministries (12-18)	1.75%	0.00%	10.53%	4.39%	2.63%
Childcare	0.00%	0.00%	9.65%	7.89%	7.02%

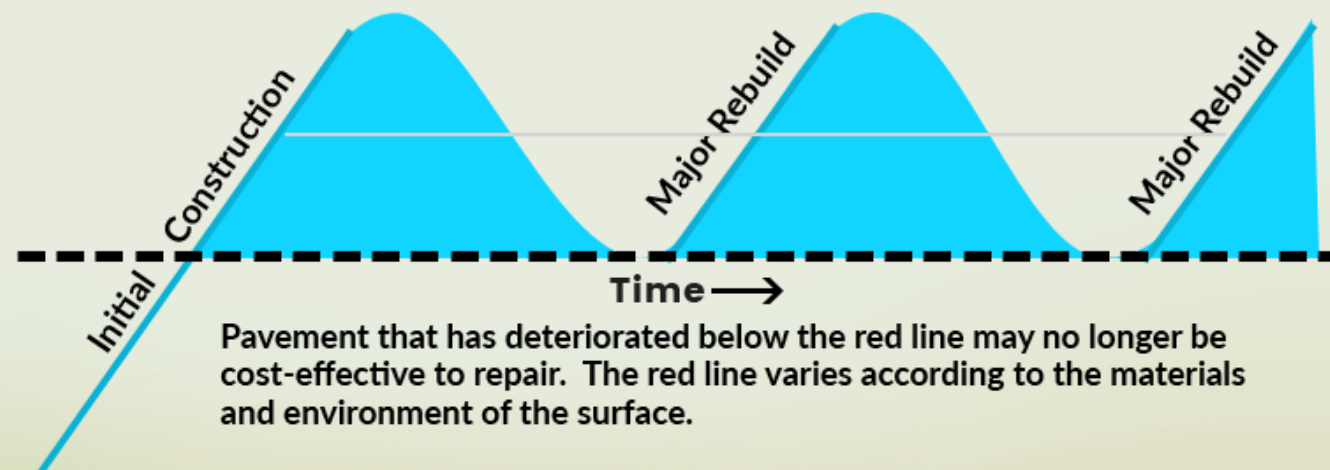
In 1986, Alban Institute published Martin F. Saarinen's: *The Life Cycle of a Congregation*. In the decade that followed it became a source of much inspiration and consternation. In later years, it was the subject of much reappropriation by critics, consultants, and judicatories. The simple premise is that a TYPICAL congregation (like many other organization types) is likely to follow a particular pattern of early growth, maturity, plateau, decline, and closure. A Bell curve is typically used to represent this pattern. The Lifecycle concept remains a powerful model for church self-awareness, particularly in asking questions like:

- What is our history? How did we arrive at our present reality?
- Barring significant changes (good and bad, planned and not) where are we headed?

It is not a mechanized version of Biblical prophecy. It is not best employed merely to pronounce doom and hopelessness. And, again, it is based upon a TYPICAL congregation. Congregations, like people, tend to be unique!



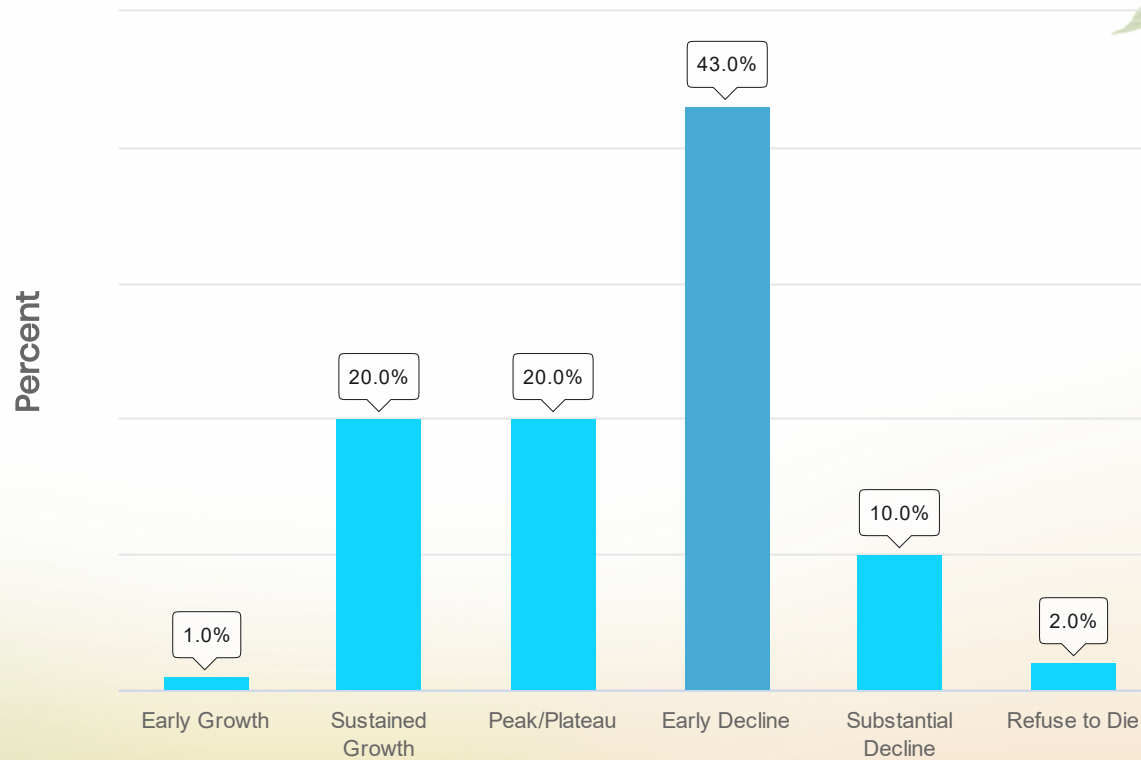
In 1996, ChurchTech's Brad Miller was working on his doctorate, doing some pulpit supply, and earning a paycheck doing some transportation planning for a regional government office. He noticed something curious: the graphed curves in Saarinen's Life Cycle matched up with a new project from the US Department of Transportation (DOT) called: Pavement Management. Pavement Management (now widespread) is based on the premise that a typical section of road has a lifecycle and that major repairs where more or less cost-effective at different spots along that lifecycle curve. Major reconstruction was a poorer investment if done either too soon (not yet necessary) or too late (major damage to the substructure). So, State and Federal DOT's developed sophisticated computer algorithms to measure conditions and extrapolate repair timetables. Hence an ideal Pavement management cycle might look something like this and extend well into the future:



The same concept can work for congregations! Timely intervention by a trained and objective outsider at regular intervals can help congregations identify the causes driving decline and create plans for solutions that strengthen the church.

How We Perceive our Lifecycle at St. Paul's Lutheran

From what you know about the history of your congregation, which zone below best describes the general vitality (attendance, resources, energy) of your congregation?



The size of a church influences the ways in which people interact with members, visitors, and staff. Hence, the roles of the Pastor and other staff can vary greatly, as can the styles of conflict, the methods of governance, and the array of available resources.

Because congregations change in size over time, it is not at all uncommon for a congregation to retain attributes of the previous size while they are endeavoring to function in their present size. Size can, with both risks and benefits, be aspirational: you may staff and structure around the size that you think you are headed towards rather than the one you presently occupy. Additional nuances include a pastor serving more than one congregation or multiple worship services that have distinctly unique sub-populations

Tradition and facilities are key complications in the adjustment between levels. “If it was good enough for our parents and grandparents” may be a potent argument to overcome in leading a congregation to adapt to the present size and circumstances. Likewise, a building that is substantially larger than the present needs can become the “tail wagging the dog” – especially if deferred maintenance and energy inefficiency are compounding challenges. There is no singular agreed upon breakdown in the following categories. If your congregation has changed significantly in size over the past generation, it is likely worthy of your time to read further on the subject. Suggested resources can be found at www.churchtech.com. The following categories are based upon Average Weekly Worship Attendance (AWWA) as described by two of the experts most trusted in the field:

By Lyle Schaller

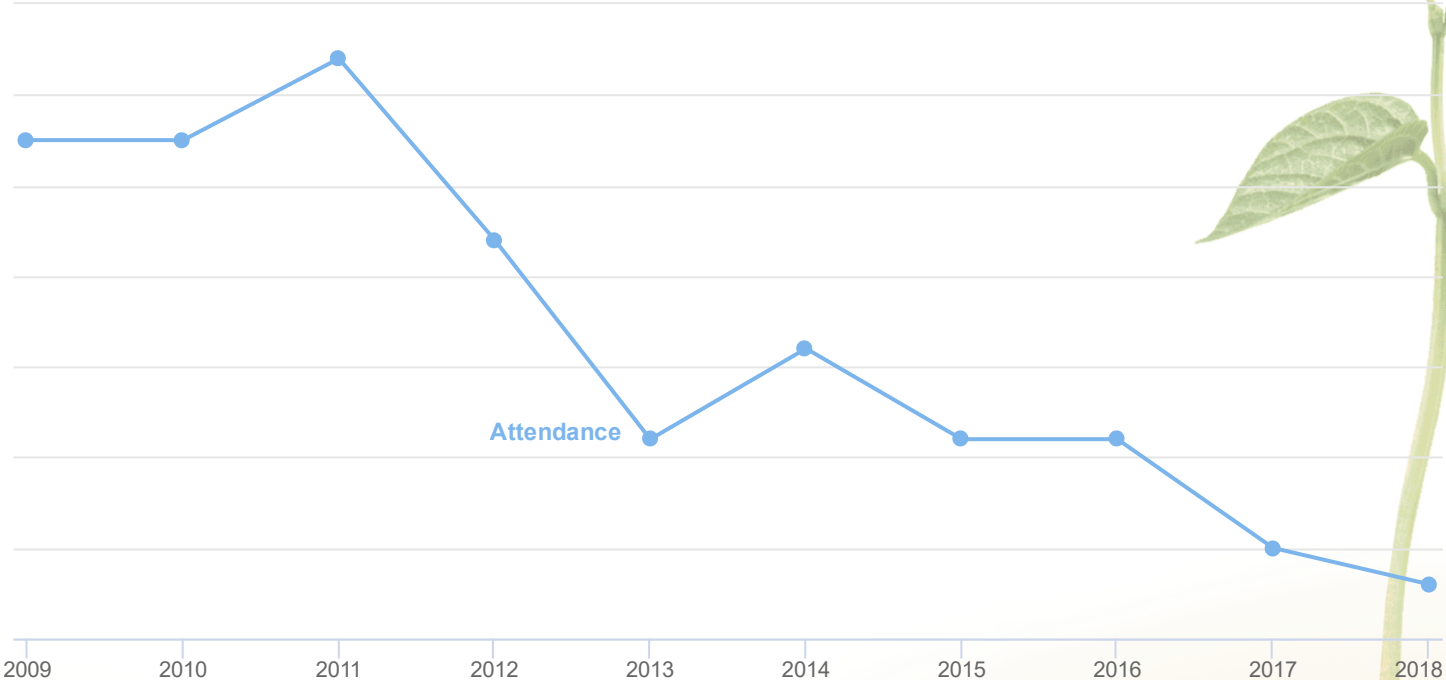
- Fellowship/cat (35 or less)
- Small church/collie (35-100)
- Middle-sized/garden (100-175)
- Awkward size/house (175-225)
- Large/mansion (225-450)
- Huge/ranch (450-700)
- Mini-denomination/nation (750+)
- Very large (751-1,800)
- Megachurch (1,801-plus)

By Gary McIntosh

- The Relational Church: 15-200 worshippers
- The Managerial Church: 200-400 worshippers
- The Organizational Church: 400-800 worshippers
- The Centralized Church: 800-1,500 worshippers
- The Decentralized Church: 1,500-plus worshippers

Attendance Trend

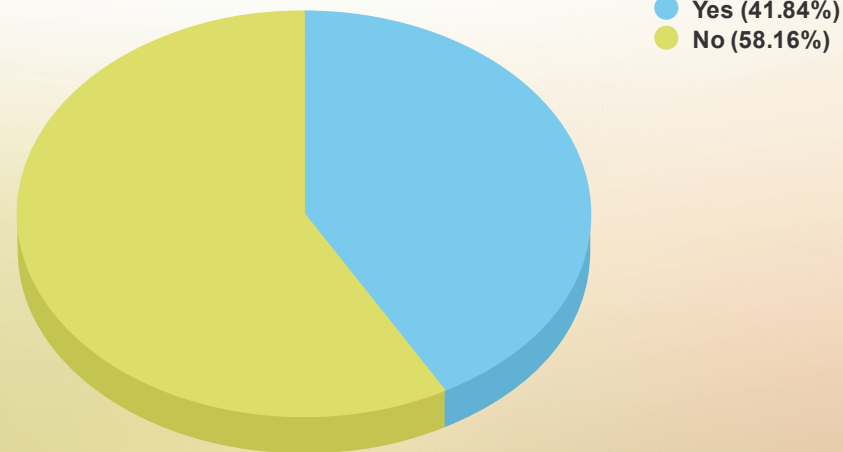
Average Weekly Worship Attendance



Conflict

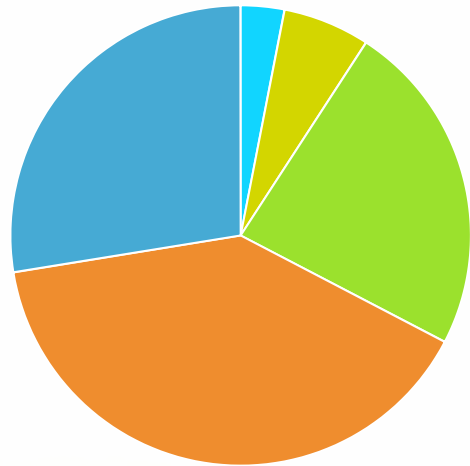
The mere presence of conflict within a congregation is not necessarily a cause for immediate concern. Constructive conflict can lead a congregation to constructive discussion and planning for the future. A congregation devoid of conflict might be a congregation living in denial of the challenges surrounding it. But, there are certainly more constructive and less constructive ways for conflict to be expressed and dealt with. This survey uses language that yields clues about conflict that may be divisive or build unhealthy tension.

Is a conflict in this church straining your relations with any other worshippers?



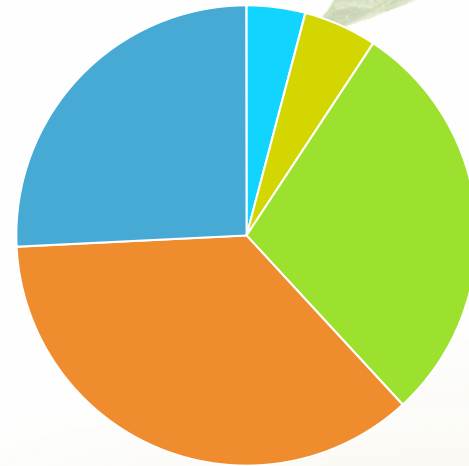
Conflict Over Time

Compared to 3 years ago, the conflict and tension within our church has...



- Declined Much (3.06%)
- Declined A Little (6.12%)
- About the Same (23.47%)
- Increased A Little (39.80%)
- Increased Much (27.55%)

Compared to 10 years ago, the conflict and tension within our church has...

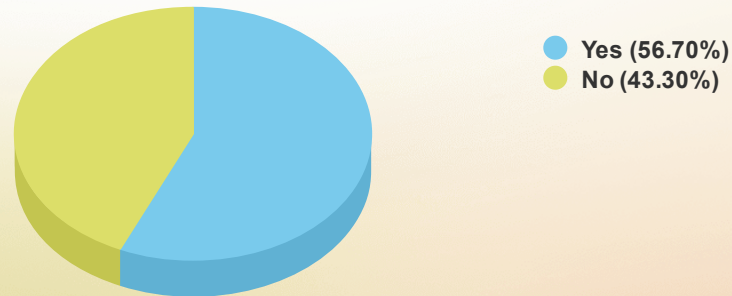


- Declined Much (4.12%)
- Declined A Little (5.15%)
- About the Same (28.87%)
- Increased A Little (36.08%)
- Increased Much (25.77%)

Legacy Membership

For much of the 20th Century, the primary means of growing churches was the absence of birth control. Parents had kids. Kids grew up and stayed in the community. They got married and had more kids. Churches grew. Recent decades have seen substantial shifts toward mobility. It is no longer an assumption either that offspring will raise a family near their nest of origin or that they will remain active in their home church or denomination. Churches are, hence, become less family-rooted. Family can be both a blessing and a burden in a congregation, so there is merit in looking at that mix.

Did you have parents or grandparents who were members of this church before you?



Legacy Membership

		Did you have parents or grandparents who were members of this church before you?	
		Yes	No
How long have you been attending this church?	Today is my first visit!	0.00%	0.00%
	Today is my second visit	0.00%	0.00%
	up to 6 months	0.00%	0.00%
	6 months to one year	0.00%	0.00%
	1 to 2 years	0.00%	0.88%
	3 to 5 years	1.75%	3.51%
	6 to 9 years	2.63%	6.14%
	10 to 20 years	6.14%	8.77%
	more than 20 years	44.74%	23.68%

Legacy Membership

		Did you have parents or grandparents who were members of this church before you?	
		Yes	No
Compared to 12 months ago... my overall spiritual health has...	Declined much	0.88%	0.00%
	Declined a little	5.26%	4.39%
	About the same	27.19%	18.42%
	Increased a little	15.79%	12.28%
	Increased much	6.14%	7.89%

Legacy Membership

		Did you have parents or grandparents who were members of this church before you?	
		Yes	No
In what year were you born?	before 1927	0.00%	0.00%
	1927 to 1945	11.40%	9.65%
	1946 to 1964	22.81%	23.68%
	1965 to 1983	12.28%	6.14%
	1984 to 2002	8.77%	3.51%
	2003 to present	0.00%	0.00%

Legacy Membership

		Did you have parents or grandparents who were members of this church before you?	
		Yes	No
What is the composition of your household?	One person living alone	8.77%	7.02%
	Two adults without children	28.07%	24.56%
	One adult with child/children	1.75%	0.00%
	Two or more adults with child/children	14.91%	9.65%
	More than two adults	1.75%	1.75%

Preaching Context

A disliked sermon can change a person's life. A series of much liked sermons can build complacency. The value of these slides is NOT in judging the quality of the sermon, but in understanding how differently the sermons at your church are perceived by different demographics!

		What is your level of education?				
		Less than High School Diploma	High School Diploma	Some college	College Degree	Graduate Degree
<p>Imagine that a new neighbor was looking for a church and asked your honest opinion about this church. How attractive would you consider each of the following to a new visitor:</p>	Very unappealing	0.00%	0.88%	0.00%	0.00%	0.88%
	Somewhat unappealing	0.00%	0.00%	0.00%	0.00%	0.00%
	Neutral (or not applicable)	0.88%	1.75%	3.51%	6.14%	0.88%
	Somewhat appealing	0.00%	7.89%	13.16%	19.30%	8.77%
	Very appealing	0.00%	7.89%	7.02%	15.79%	2.63%

Preaching Context

A disliked sermon can change a person's life. A series of much liked sermons can build complacency. The value of these slides is NOT in judging the quality of the sermon, but in understanding how differently the sermons at your church are perceived by different demographics!

		What is your household income?						
		Under \$25,000	\$25,000 to \$49,999	\$50,000 to \$74,999	\$75,000 to \$99,999	\$100,000 to \$150,000	over \$150,000	I don't know
Imagine that a new neighbor was looking for a church and asked your honest opinion about this church. How attractive would you consider each of the following to a new visitor:	Very unappealing	1.75%	0.00%	0.00%	0.00%	0.00%	0.00%	0.00%
	Somewhat unappealing	0.00%	0.00%	0.00%	0.00%	0.00%	0.00%	0.00%
	Neutral (or not applicable)	0.88%	4.39%	3.51%	1.75%	0.88%	1.75%	0.00%
	Somewhat appealing	6.14%	7.02%	11.40%	9.65%	10.53%	3.51%	0.00%
	Very appealing	5.26%	9.65%	3.51%	6.14%	5.26%	0.88%	0.00%

Preaching Context

A disliked sermon can change a person's life. A series of much liked sermons can build complacency. The value of these slides is NOT in judging the quality of the sermon, but in understanding how differently the sermons at your church are perceived by different demographics!

		What is your level of education?				
		Less than High School Diploma	High School Diploma	Some college	College Degree	Graduate Degree
<p>Imagine that a new neighbor was looking for a church and asked your honest opinion about this church. How attractive would you consider each of the following to a new visitor:</p>	Very unhappy	0.00%	1.75%	0.88%	2.63%	1.75%
	Somewhat unhappy	0.00%	0.00%	0.88%	0.88%	0.00%
	Neutral (or not applicable)	0.00%	0.88%	1.75%	6.14%	0.88%
	Somewhat happy	0.00%	4.39%	11.40%	13.16%	4.39%
	Very happy	0.88%	11.40%	10.53%	19.30%	6.14%

Preaching Context

A disliked sermon can change a person's life. A series of much liked sermons can build complacency. The value of these slides is NOT in judging the quality of the sermon, but in understanding how differently the sermons at your church are perceived by different demographics!

		What is your household income?						
		Under \$25,000	\$25,000 to \$49,999	\$50,000 to \$74,999	\$75,000 to \$99,999	\$100,000 to \$150,000	over \$150,000	I don't know
<p>Imagine that a new neighbor was looking for a church and asked your honest opinion about this church.</p> <p>How attractive would you consider each of the following to a new visitor:</p>	Very unhappy	1.75%	0.00%	1.75%	0.00%	0.88%	2.63%	0.00%
	Somewhat unhappy	0.00%	1.75%	0.00%	0.00%	0.00%	0.00%	0.00%
	Neutral (or not applicable)	0.88%	3.51%	1.75%	1.75%	1.75%	0.00%	0.00%
	Somewhat happy	6.14%	6.14%	5.26%	5.26%	7.02%	1.75%	0.00%
	Very happy	5.26%	10.53%	9.65%	10.53%	7.89%	2.63%	0.00%

Preaching Context

A disliked sermon can change a person's life. A series of much liked sermons can build complacency. The value of these slides is NOT in judging the quality of the sermon, but in understanding how differently the sermons at your church are perceived by different demographics!

Over the past 12 months,		my overall spiritual health has...				
		Declined much	Declined a little	About the same	Increased a little	Increased much
how have the preaching at this church influences aided your spiritual life:	Very unhelpful	0.00%	0.00%	5.26%	0.00%	1.75%
	Somewhat unhelpful	0.00%	0.88%	0.88%	0.00%	0.00%
	Neutral (or not applicable)	0.00%	0.88%	5.26%	1.75%	1.75%
	Somewhat helpful	0.00%	6.14%	12.28%	12.28%	2.63%
	Very helpful	0.88%	1.75%	22.81%	14.04%	8.77%

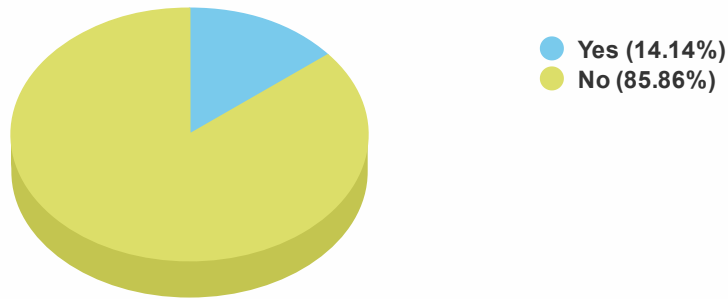
Preaching Context

A disliked sermon can change a person's life. A series of much liked sermons can build complacency. The value of these slides is NOT in judging the quality of the sermon, but in understanding how differently the sermons at your church are perceived by different demographics!

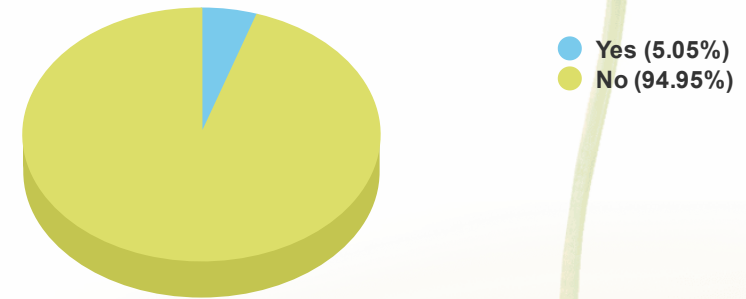
		In what year were you born?					
		before 1927	1927 to 1945	1946 to 1964	1965 to 1983	1984 to 2002	2003 to present
Over the past 12 months, how have the preaching at this church influences aided your spiritual life:	Very unhelpful	0.00%	1.75%	3.51%	1.75%	0.00%	0.00%
	Somewhat unhelpful	0.00%	0.88%	0.88%	0.00%	0.00%	0.00%
	Neutral (or not applicable)	0.00%	4.39%	4.39%	0.00%	0.88%	0.00%
	Somewhat helpful	0.00%	7.02%	12.28%	7.89%	6.14%	0.00%
	Very helpful	0.00%	7.89%	26.32%	8.77%	5.26%	0.00%

What is the mindset of those who teach children and adults?

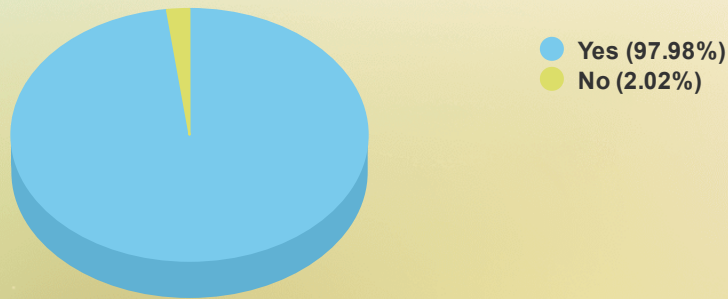
Do you believe that people can get to heaven by proper living or good works?



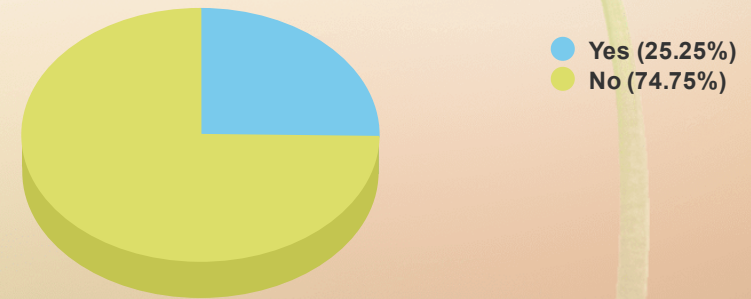
Do you believe that all people will eventually go to heaven, regardless of what they believe?



Do you believe in Jesus Christ as your Savior now?

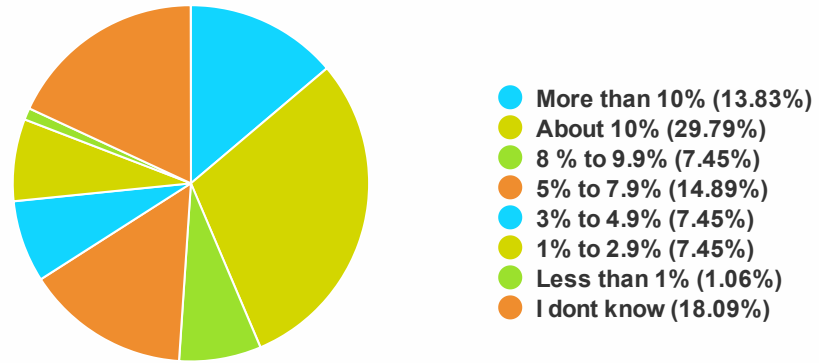


Have you recently considered leaving this church?



Money

What percentage of your total household income do you give to the church?



		What percentage of your total household income do you give to the church?							
		More than 10%	About 10%	8 % to 9.9%	5% to 7.9%	3% to 4.9%	1% to 2.9%	Less than 1%	I don't know
When you decide how much to give to the church, which of the following best describes your practice:	I choose a dollar amount based upon my household budget	1.75%	7.89%	3.51%	11.40%	7.89%	7.02%	1.75%	16.67%
	I choose a percentage based upon my income	11.40%	21.05%	4.39%	3.51%	0.00%	0.88%	0.00%	0.88%

Money

		What percentage of your total household income do you give to the church?							
		More than 10%	About 10%	8 % to 9.9%	5% to 7.9%	3% to 4.9%	1% to 2.9%	Less than 1%	I don't know
What is your household income?	Under \$25,000	0.00%	7.02%	0.00%	0.88%	2.63%	1.75%	0.00%	1.75%
	\$25,000 to \$49,999	3.51%	7.89%	3.51%	1.75%	0.88%	0.88%	0.88%	2.63%
	\$50,000 to \$74,999	5.26%	6.14%	0.00%	3.51%	0.00%	2.63%	0.88%	0.00%
	\$75,000 to \$99,999	0.00%	4.39%	1.75%	2.63%	1.75%	0.88%	0.00%	6.14%
	\$100,000 to \$150,000	0.88%	3.51%	0.88%	3.51%	2.63%	1.75%	0.00%	4.39%
	over \$150,000	2.63%	0.00%	1.75%	1.75%	0.00%	0.00%	0.00%	0.88%
	I don't know	0.00%	0.00%	0.00%	0.00%	0.00%	0.00%	0.00%	0.00%

Money

		What percentage of your total household income do you give to the church?							
		More than 10%	About 10%	8 % to 9.9%	5% to 7.9%	3% to 4.9%	1% to 2.9%	Less than 1%	I don't know
Compared to 12 months ago my percent of income given to ministry has..	Declined much	0.00%	0.00%	0.00%	0.00%	0.88%	0.88%	0.88%	1.75%
	Declined a little	0.00%	1.75%	1.75%	2.63%	3.51%	2.63%	0.00%	2.63%
	About the same	8.77%	14.91%	5.26%	7.89%	2.63%	1.75%	0.88%	8.77%
	Increased a little	2.63%	10.53%	0.88%	4.39%	0.88%	2.63%	0.00%	4.39%
	Increased much	1.75%	1.75%	0.00%	0.00%	0.00%	0.00%	0.00%	0.00%

Who Is Optimistic About Our Future?

		How much confidence do you have that this church will still be thriving in 20 years?		
		Very much	Somewhat	Very little
In what year were you born?	Before 1927	0.00%	0.00%	0.00%
	1927 to 1945	9.65%	12.28%	0.00%
	1946 to 1964	21.05%	21.93%	4.39%
	1965 to 1983	5.26%	12.28%	0.88%
	1984 to 2002	1.75%	6.14%	4.39%
	2003 to present	0.00%	0.00%	0.00%

Who Is Optimistic About Our Future?

		How much confidence do you have that this church will still be thriving in 20 years?		
		Very much	Somewhat	Very little
Are you currently serving as a volunteer in any capacity at this church?	Yes	9.65%	11.40%	0.88%
	No	28.07%	40.35%	8.77%

		How much confidence do you have that this church will still be thriving in 20 years?		
		Very much	Somewhat	Very little
Outside of church events, how often do you read the Bible?	Daily	7.89%	13.16%	0.00%
	4-6 times a week	5.26%	4.39%	2.63%
	1-3 times a week	10.53%	11.40%	0.00%
	less than weekly	14.04%	23.68%	7.02%

Who Is Optimistic About Our Future?

		How much confidence do you have that this church will still be thriving in 20 years?		
		Very much	Somewhat	Very little
What is your gender?	Male	15.79%	18.42%	3.51%
	Female	21.93%	34.21%	6.14%

		How much confidence do you have that this church will still be thriving in 20 years?		
		Very much	Somewhat	Very little
What is the composition of your household?	One person living alone	6.14%	8.77%	0.88%
	Two adults without children	24.56%	26.32%	3.51%
	One adult with child/children	0.88%	0.88%	0.00%
	Two or more adults with child/children	4.39%	14.91%	5.26%
	More than two adults	1.75%	1.75%	0.00%

Who Is Optimistic About Our Future?

		How much confidence do you have that this church will still be thriving in 20 years?		
		Very much	Somewhat	Very little
Which statement BEST describes the purpose of the church?	To be a place of fellowship	12.28%	21.93%	1.75%
	To take care of hurting people	1.75%	0.88%	0.00%
	To make disciples	21.05%	21.93%	5.26%
	To provide moral instruction	2.63%	7.89%	2.63%

Membership Status

		What is your connection to this church?				
		I am a member	I am a regular attendee, but not a member	I am an occasional attendee, but not a member	I am a visitor from the local area	I am a visitor from another area
How often have you worshipped here in the past year?	About every week	72.81%	0.00%	0.88%	0.00%	0.00%
	2 or 3 weeks per month	19.30%	0.00%	0.00%	0.00%	0.00%
	Once a month	3.51%	0.00%	0.00%	0.00%	0.00%
	A few times a year	2.63%	0.00%	0.88%	0.00%	0.00%
	I've just started visiting here	0.00%	0.00%	0.00%	0.00%	0.00%

Membership Status

		What is your connection to this church?				
		I am a member	I am a regular attendee, but not a member	I am an occasional attendee, but not a member	I am a visitor from the local area	I am a visitor from another area
Are you currently serving as a volunteer in any capacity at this church?	Yes	76.32%	0.00%	1.75%	0.00%	0.00%
	No	21.93%	0.00%	0.00%	0.00%	0.00%

Breakdown According to Primary Worship Service

		What is the primary reason you attend the service that you do?			
		The style of the service	Friends or family attend that service	The time fits my schedule best	Less crowded
Which worship service do you most often attend?	Sunday 10:30	34.21%	42.11%	19.30%	0.00%
	Wednesday 6:30	0.00%	1.75%	2.63%	0.00%

Breakdown According to Primary Worship Service

		How often do you have difficulty finding a parking space?				
		Never	only on special occasions	once a month	several times a month	always
Which worship service do you most often attend?	Sunday 10:30	65.79%	25.44%	0.88%	3.51%	0.00%
	Wednesday 6:30	2.63%	1.75%	0.00%	0.00%	0.00%

Breakdown According to Primary Worship Service

		What is the composition of your household?				
		One person living alone	Two adults without children	One adult with child/children	Two or more adults with child/children	More than two adults
Which worship service do you most often attend?	Sunday 10:30	14.91%	52.63%	1.75%	24.56%	1.75%
	Wednesday 6:30	0.88%	1.75%	0.00%	0.00%	1.75%

Breakdown According to Primary Worship Service

		In what year were you born?					
		before 1927	1927 to 1945	1946 to 1964	1965 to 1983	1984 to 2002	2003 to present
Which worship service do you most often attend?	Sunday 10:30	0.00%	21.93%	44.74%	16.67%	12.28%	0.00%
	Wednesday 6:30	0.00%	0.00%	2.63%	1.75%	0.00%	0.00%

Breakdown According to Primary Worship Service

		Compared to 12 months ago my frequency of worship has...				
		Declined much	Declined a little	About the same	increased a little more	increased much
Which worship service do you most often attend?	Sunday 10:30	4.39%	15.79%	71.93%	2.63%	0.88%
	Wednesday 6:30	0.88%	0.88%	0.88%	1.75%	0.00%

Breakdown According to Primary Worship Service

		Compared to 12 months ago my overall spiritual health has...				
		Declined much	Declined a little	About the same	increased a little more	increased much
Which worship service do you most often attend?	Sunday 10:30	0.88%	8.77%	42.98%	28.07%	14.91%
	Wednesday 6:30	0.00%	0.88%	3.51%	0.00%	0.00%

Breakdown According to Primary Worship Service

		Over the past 12 months, how have the following influences aided your spiritual life: worship at this church				
		Very Unuseful	Somewhat Unuseful	Neutral(Or not applicable)	Somewhat helpful	Very helpful
Which worship service do you most often attend?	Sunday 10:30	7.89%	3.51%	5.26%	31.58%	47.37%
	Wednesday 6:30	0.88%	0.00%	0.00%	0.00%	3.51%

Breakdown According to Primary Worship Service

		Imagine that a new neighbor was looking for a church and asked your honest opinion about this church. How attractive would you consider each of the following to a new visitor: Music				
		Very Unappealing	Somewhat Unappealing	Neutral(Or not applicable)	Somewhat appealing	Very appealing
Which worship service do you most often attend?	Sunday 10:30	7.89%	0.00%	10.53%	34.21%	28.95%
	Wednesday 6:30	0.00%	0.00%	1.75%	1.75%	0.88%

Breakdown According to Primary Worship Service

		Are you part of an ongoing Bible Study?	
		Yes	No
Which worship service do you most often attend?	Sunday 10:30	19.30%	76.32%
	Wednesday 6:30	0.00%	4.39%

Breakdown According to Primary Worship Service

		Are you part of a church Small Group that meets regularly?	
		Yes	No
Which worship service do you most often attend?	Sunday 10:30	57.89%	36.84%
	Wednesday 6:30	0.00%	3.51%

Breakdown According to Primary Worship Service

		Have you ever visited the church website?	
		Yes	No
Which worship service do you most often attend?	Sunday 10:30	65.79%	28.95%
	Wednesday 6:30	1.75%	1.75%

Breakdown According to Primary Worship Service

		What is your employment status?				
		Retired	Houseperson/ student	Part time	Full time	not Employed
Which worship service do you most often attend?	Sunday 10:30	46.49%	0.88%	6.14%	40.35%	1.75%
	Wednesday 6:30	2.63%	0.00%	1.75%	0.00%	0.00%

Bible Reading Habits

Literature in the overlapping fields of spiritual health, parish education, and Great Commission research, point to considerable benefits of frequent reading of Holy Scripture in personal or household devotional practice. The intellectual versus spiritual versus motivational nature of these benefits are fodder for great debates. What is little doubted is that believers more engaged in Bible reading tend also to be more engaged in the life of their congregations. Not surprisingly, Imams and priests in Muslim, Hindu, and Buddhist traditions have come to conclude similarly that there is great value in private reading or recitation of whatever scriptures a particular faith deems to be holy. There is no silver bullet for resolving low engagement, but awareness of your present context is an essential starting point. We break this down across numerous demographics to aid your discernment about what strengths to build upon and what gaps to redress.

		Outside of church events, how often do you read the Bible?			
		Daily	4-6 times a week	1-3 times a week	less than weekly
Compared to 12 months ago my reading of scripture has...	Declined much	0.00%	0.00%	0.00%	2.63%
	Declined a little	0.88%	0.00%	0.00%	9.65%
	About the same	12.28%	8.77%	14.04%	29.82%
	Increased a little	0.00%	0.88%	7.89%	2.63%
	Increased much	4.39%	2.63%	0.00%	0.00%

Bible Reading Habits

		Outside of church events, how often do you read the Bible?			
		Daily	4-6 times a week	1-3 times a week	less than weekly
Compared to 12 months ago my knowledge of scripture has...	Declined much	0.00%	0.00%	0.00%	0.88%
	Declined a little	0.00%	0.00%	0.00%	6.14%
	About the same	7.02%	3.51%	7.02%	23.68%
	Increased a little	0.00%	6.14%	13.16%	11.40%
	Increased much	3.51%	2.63%	1.75%	2.63%

Bible Reading Habits

		Outside of church events, how often do you read the Bible?			
		Daily	4-6 times a week	1-3 times a week	less than weekly
Which statement BEST describes the purpose of the church?	To be a place of fellowship	7.89%	3.51%	7.89%	16.67%
	To take care of hurting people	0.00%	1.75%	0.00%	0.88%
	To make disciples	10.53%	6.14%	13.16%	18.42%
	To provide moral instruction	0.00%	0.88%	0.88%	8.77%

		Outside of church events, how often do you read the Bible?			
		Daily	4-6 times a week	1-3 times a week	less than weekly
Are you part of an ongoing Bible Study?	Yes	7.02%	2.63%	4.39%	5.26%
	No	14.04%	9.65%	17.54%	39.47%

Bible Reading Habits

		Outside of church events, how often do you read the Bible?			
		Daily	4-6 times a week	1-3 times a week	less than weekly
In what year were you born?	before 1927	0.00%	0.00%	0.00%	0.00%
	1927 to 1945	9.65%	3.51%	4.39%	4.39%
	1946 to 1964	10.53%	3.51%	9.65%	23.68%
	1965 to 1983	0.00%	1.75%	6.14%	9.65%
	1984 to 2002	0.00%	3.51%	1.75%	7.02%
	2003 to present	9.65%	0.00%	0.00%	0.00%

Bible Reading Habits

		Outside of church events, how often do you read the Bible?			
		Daily	4-6 times a week	1-3 times a week	less than weekly
What is your gender?	Male	3.51%	4.39%	6.14%	23.68%
	Female	17.54%	7.89%	15.79%	21.05%

Bible Reading Habits

		Outside of church events, how often do you read the Bible?			
		Daily	4-6 times a week	1-3 times a week	less than weekly
What is the composition of your household?	One person living alone	7.02%	2.63%	1.75%	4.39%
	Two adults without children	13.16%	6.14%	11.40%	23.68%
	One adult with child/children	0.00%	0.00%	0.00%	1.75%
	Two or more adults with child/children	0.00%	3.51%	7.89%	13.16%
	More than two adults	0.88%	0.00%	0.88%	1.75%

Bible Reading Habits

		Outside of church events, how often do you read the Bible?			
		Daily	4-6 times a week	1-3 times a week	less than weekly
How much confidence do you have in the soundness of doctrine taught at this church?	Very much	18.42%	7.89%	18.42%	29.82%
	Somewhat	1.75%	4.39%	3.51%	14.91%
	A little	0.88%	0.00%	0.00%	0.00%

Bible Reading Habits

		Outside of church events, how often do you read the Bible?			
		Daily	4-6 times a week	1-3 times a week	less than weekly
Compared to 12 months ago my prayer life has...	Declined much	0.00%	0.00%	0.00%	0.00%
	Declined a little	0.00%	0.88%	0.00%	1.75%
	About the same	9.65%	6.14%	9.65%	24.56%
	Increased a little	0.00%	2.63%	7.89%	10.53%
	Increased much	4.39%	2.63%	4.39%	7.89%

Bible Reading Habits

		Outside of church events, how often do you read the Bible?			
		Daily	4-6 times a week	1-3 times a week	less than weekly
Compared to 12 months ago my overall spiritual health has...	Declined much	0.00%	0.00%	0.00%	0.88%
	Declined a little	0.00%	0.00%	0.88%	8.77%
	About the same	7.89%	5.26%	12.28%	21.05%
	Increased a little	0.00%	4.39%	7.89%	7.89%
	Increased much	5.26%	2.63%	0.88%	6.14%

Bible Reading Habits

		Outside of church events, how often do you read the Bible?			
		Daily	4-6 times a week	1-3 times a week	less than weekly
Are there children under 6 years old in your household?	Yes	0.00%	2.63%	1.75%	8.77%
	No	21.05%	9.65%	20.18%	35.96%

		Outside of church events, how often do you read the Bible?			
		Daily	4-6 times a week	1-3 times a week	less than weekly
Are there children between 6 and 12 years old in your household?	Yes	0.88%	1.75%	2.63%	7.89%
	No	20.18%	10.53%	19.30%	36.84%

Bible Reading Habits

		Outside of church events, how often do you read the Bible?			
		Daily	4-6 times a week	1-3 times a week	less than weekly
Are there children between 13 and 18 years old in your household?	Yes	0.00%	1.75%	5.26%	3.51%
	No	21.05%	10.53%	16.67%	41.23%

The Purpose of the Church

To a hammer, everything looks like a nail.

How we, individually and collectively, understand the purpose of the church has enormous influence on what happens in congregations. Our sense of purpose shapes our priorities our goals and the urgency that we attach to seeing those goals attained. Many, many congregations have a sizable gap between the purpose on paper in their governing documents and the purpose in the mindset populating the pews. Further, there can be gaps be staff and members, volunteers and staff, or multiple clergy on a single staff. For many church consultants, this is the “gold standard” question. It gives a set of powerful insights collectively and in the discrepancies. But, be forewarned, a not insignificant number of respondents – without a dishonest intention – will answer what they think the correct answer should be, rather than what they really feel it is. (Consultants get at this think/feel disconnect by looking at the witness and multiplication practices.)

The Purpose of the Church

		Which statement BEST describes the purpose of the church?			
		To be a place of fellowship	To take care of hurting people	To make disciples	To provide moral instruction
How often have you worshipped here in the past year?	About every week	24.56%	1.75%	41.23%	6.14%
	2 or 3 weeks per month	9.65%	0.00%	3.51%	6.14%
	Once a month	1.75%	0.00%	1.75%	0.00%
	A few times a year	0.00%	0.88%	1.75%	0.88%
	I've just started visiting here	0.00%	0.00%	0.00%	0.00%

The Purpose of the Church

		Which statement BEST describes the purpose of the church?			
		To be a place of fellowship	To take care of hurting people	To make disciples	To provide moral instruction
Imagine that a new neighbor was looking for a church and asked your honest opinion about this church. How attractive would you consider the "Clear vision for future" to a new visitor:	Very unappealing	0.88%	0.00%	1.75%	0.88%
	Somewhat unappealing	0.00%	0.00%	0.00%	0.00%
	Neutral	13.16%	0.88%	10.53%	2.63%
	Somewhat appealing	0.00%	0.88%	21.05%	5.26%
	Very appealing	5.26%	0.88%	6.14%	2.63%

The Purpose of the Church

		Which statement BEST describes the purpose of the church?			
		To be a place of fellowship	To take care of hurting people	To make disciples	To provide moral instruction
What is your gender?	Male	12.28%	0.88%	20.18%	4.39%
	Female	23.68%	1.75%	28.07%	8.77%

The Purpose of the Church

		Which statement BEST describes the purpose of the church?			
		To be a place of fellowship	To take care of hurting people	To make disciples	To provide moral instruction
In what year were you born?	Before 1927	0.00%	0.00%	0.00%	0.00%
	1927 to 1945	5.26%	0.88%	13.16%	2.63%
	1946 to 1964	14.91%	0.00%	23.68%	8.77%
	1965 to 1983	0.00%	0.88%	7.89%	0.00%
	1984 to 2002	6.14%	0.88%	3.51%	1.75%
	2003 to present	0.00%	0.00%	0.00%	0.00%

The Purpose of the Church

		Which statement BEST describes the purpose of the church?			
		To be a place of fellowship	To take care of hurting people	To make disciples	To provide moral instruction
Compared to 12 months ago my overall spiritual health has...	Declined much	0.00%	0.00%	0.00%	0.88%
	Declined a little	2.63%	0.00%	4.39%	2.63%
	About the same	18.42%	0.00%	21.93%	6.14%
	Increased a little	0.00%	2.63%	12.28%	2.63%
	Increased much	4.39%	0.00%	9.65%	0.88%

The Purpose of the Church

		Which statement BEST describes the purpose of the church?			
		To be a place of fellowship	To take care of hurting people	To make disciples	To provide moral instruction
How much confidence do you have that this church will still be thriving in 20 years?	Very Much	12.28%	1.75%	21.05%	2.63%
	Somewhat	21.93%	0.88%	21.93%	7.89%
	Very little	1.75%	0.00%	5.26%	2.63%

The Purpose of the Church

		Which statement BEST describes the purpose of the church?			
		To be a place of fellowship	To take care of hurting people	To make disciples	To provide moral instruction
Do you have a leadership position in this church?	Yes	6.14%	0.00%	17.54%	1.75%
	No	28.95%	2.63%	30.70%	11.40%

		Which statement BEST describes the purpose of the church?			
		To be a place of fellowship	To take care of hurting people	To make disciples	To provide moral instruction
Are you currently serving as a volunteer in any capacity at this church?	Yes	29.82%	2.63%	39.47%	6.14%
	No	6.14%	0.00%	8.77%	7.02%

The Purpose of the Church

		Which statement BEST describes the purpose of the church?			
		To be a place of fellowship	To take care of hurting people	To make disciples	To provide moral instruction
Have you recently considered leaving this church?	Yes	8.77%	0.88%	11.40%	6.14%
	No	27.19%	1.75%	35.96%	7.02%

		Which statement BEST describes the purpose of the church?			
		To be a place of fellowship	To take care of hurting people	To make disciples	To provide moral instruction
Are you anxious about the future of this congregation?	Yes	20.18%	1.75%	35.96%	9.65%
	No	14.91%	0.88%	12.28%	2.63%

Witness & Multiplication Practices

Many variables contribute to growth and evangelism at a congregation. Everything from the quality of preaching to the quality of coffee to the sanctuary temperature to the Social Media strategy, all have an impact. Yet, 3 variables in particular are more telling than all of the others combined: because these 3 have the greatest impact on the likelihood of a first time visit by others:

- The percentage of members who tell others
- The percentage of members who invite others; and
- The percentage of members who bring others.

Everything matters when it comes to evangelism, but these three matter more than all of the rest. Again, there is no silver bullet solution for correcting a deficiency here, but the following pages yield insights about what demographics are leading and lagging in this regard.

Witness & Multiplication Practices

		How long have you been attending this church?								
		Today is my first visit!	Today is my second visit	up to 6 months	6 months to one year	1 to 2 years	3 to 5 years	6 to 9 years	10 to 20 years	more than 20 years
How many people have you told about this church in the last year?	over 10	0.00%	0.00%	0.00%	0.00%	0.00%	0.00%	0.00%	1.75%	6.14%
	7 to 10	0.00%	0.00%	0.00%	0.00%	0.88%	0.88%	0.00%	2.63%	7.89%
	4 to 6	0.00%	0.00%	0.00%	0.00%	0.00%	0.00%	5.26%	3.51%	19.30%
	1 to 3	0.00%	0.00%	0.00%	0.00%	0.00%	4.39%	3.51%	6.14%	32.46%
	None	0.00%	0.00%	0.00%	0.00%	0.00%	0.00%	0.00%	0.00%	4.39%

Witness & Multiplication Practices

		How long have you been attending this church?									
		Today is my first visit!	Today is my second visit	up to 6 months	6 months to one year	1 to 2 years	3 to 5 years	6 to 9 years	10 to 20 years	more than 20 years	
How many people have you invited to this church in the last year?	over 10	0.00%	0.00%	0.00%	0.00%	0.00%	0.00%	0.00%	0.00%	0.00%	2.63%
	7 to 10	0.00%	0.00%	0.00%	0.00%	0.00%	0.00%	0.88%	0.88%	0.88%	3.51%
	4 to 6	0.00%	0.00%	0.00%	0.00%	0.88%	0.88%	0.88%	1.75%	1.75%	8.77%
	1 to 3	0.00%	0.00%	0.00%	0.00%	0.00%	4.39%	3.51%	7.89%	7.89%	31.58%
	None	0.00%	0.00%	0.00%	0.00%	0.00%	0.00%	3.51%	3.51%	3.51%	23.68%

Witness & Multiplication Practices

		How long have you been attending this church?								
		Today is my first visit!	Today is my second visit	up to 6 months	6 months to one year	1 to 2 years	3 to 5 years	6 to 9 years	10 to 20 years	more than 20 years
How many people have you brought to this church in the last year?	over 10	0.00%	0.00%	0.00%	0.00%	0.00%	0.00%	0.00%	0.00%	0.00%
	7 to 10	0.00%	0.00%	0.00%	0.00%	0.00%	0.00%	0.00%	0.00%	0.88%
	4 to 6	0.00%	0.00%	0.00%	0.00%	0.00%	0.88%	0.00%	0.00%	3.51%
	1 to 3	0.00%	0.00%	0.00%	0.00%	0.88%	0.88%	1.75%	5.26%	11.40%
	None	0.00%	0.00%	0.00%	0.00%	0.00%	3.51%	7.02%	7.02%	54.39%

Witness & Multiplication Practices

		How often have you worshipped here in the past year?				
		About every week	2 or 3 weeks per month	Once a month	A few times a year	I've just started visiting here
How many people have you told about this church in the last year?	over 10	6.14%	1.75%	0.00%	0.00%	0.00%
	7 to 10	9.65%	1.75%	0.88%	0.00%	0.00%
	4 to 6	18.42%	6.14%	1.75%	1.75%	0.00%
	1 to 3	35.96%	9.65%	0.00%	0.88%	0.00%
	None	3.51%	0.00%	0.88%	0.88%	0.00%

Witness & Multiplication Practices

		How often have you worshipped here in the past year?				
		About every week	2 or 3 weeks per month	Once a month	A few times a year	I've just started visiting here
How many people have you invited to this church in the last year?	over 10	1.75%	0.88%	0.00%	0.00%	0.00%
	7 to 10	5.26%	0.00%	0.00%	0.00%	0.00%
	4 to 6	11.40%	1.75%	0.00%	0.00%	0.00%
	1 to 3	36.84%	7.89%	1.75%	0.88%	0.00%
	None	18.42%	8.77%	1.75%	2.63%	0.00%

Witness & Multiplication Practices

		How often have you worshipped here in the past year?				
		About every week	2 or 3 weeks per month	Once a month	A few times a year	I've just started visiting here
How many people have you brought to this church in the last year?	over 10	0.00%	0.00%	0.00%	0.00%	0.00%
	7 to 10	0.00%	0.88%	0.00%	0.00%	0.00%
	4 to 6	4.39%	0.00%	0.00%	0.00%	0.00%
	1 to 3	14.04%	5.26%	0.88%	0.00%	0.00%
	None	55.26%	13.16%	2.63%	3.51%	0.00%

Witness & Multiplication Practices

		Do you believe in Jesus Christ as your Savior now?	
		Yes	No
How many people have you told about this church in the last year?	over 10	7.89%	0.00%
	7 to 10	12.28%	0.00%
	4 to 6	28.07%	0.00%
	1 to 3	45.61%	0.00%
	None	5.26%	0.00%

Witness & Multiplication Practices

		Do you believe in Jesus Christ as your Savior now?	
		Yes	No
How many people have you invited to this church in the last year?	over 10	2.63%	0.00%
	7 to 10	5.26%	0.00%
	4 to 6	13.16%	0.00%
	1 to 3	46.49%	0.00%
	None	31.58%	0.00%

Witness & Multiplication Practices

		Do you believe in Jesus Christ as your Savior now?	
		Yes	No
How many people have you brought to this church in the last year ⁴	over 10	0.00%	0.00%
	7 to 10	0.88%	0.00%
	4 to 6	4.39%	0.00%
	1 to 3	20.18%	0.00%
	None	73.68%	0.00%

Witness & Multiplication Practices

		Are you anxious about the future of this congregation?	
		Yes	No
How many people have you told about this church in the last Year?	over 10	5.26%	2.63%
	7 to 10	7.89%	4.39%
	4 to 6	21.93%	6.14%
	1 to 3	28.95%	15.79%
	None	3.51%	1.75%

Witness & Multiplication Practices

		Are you anxious about the future of this congregation?	
		Yes	No
How many people have you invited to this church in the last year?	over 10	1.75%	0.88%
	7 to 10	2.63%	2.63%
	4 to 6	9.65%	3.51%
	1 to 3	34.21%	12.28%
	None	19.30%	11.40%

Witness & Multiplication Practices

		Are you anxious about the future of this congregation?	
		Yes	No
How many people have you brought to this church in the last year?	over 10	0.00%	0.00%
	7 to 10	0.88%	0.00%
	4 to 6	2.63%	1.75%
	1 to 3	14.04%	5.26%
	None	50.00%	23.68%

Witness & Multiplication Practices

		Compared to 12 months ago my overall spiritual health has..				
		Declined much	Declined a little	About the same	Increased a little	Increased much
How many people have you told about this church in the last year?	over 10	0.00%	0.88%	2.63%	0.88%	3.51%
	7 to 10	0.00%	0.88%	4.39%	2.63%	4.39%
	4 to 6	0.88%	2.63%	14.04%	9.65%	0.88%
	1 to 3	0.00%	4.39%	22.81%	13.16%	6.14%
	None	0.00%	0.88%	2.63%	1.75%	0.00%

Witness & Multiplication Practices

		Compared to 12 months ago my overall spiritual health has..				
		Declined much	Declined a little	About the same	Increased a little	Increased much
How many people have you invited to this church in the last year?	over 10	0.00%	0.00%	0.88%	0.00%	1.75%
	7 to 10	0.00%	0.00%	0.00%	1.75%	3.51%
	4 to 6	0.88%	1.75%	3.51%	5.26%	1.75%
	1 to 3	0.00%	4.39%	25.44%	12.28%	5.26%
	None	0.00%	3.51%	16.67%	8.77%	2.63%

Witness & Multiplication Practices

		Compared to 12 months ago my overall spiritual health has..				
		Declined much	Declined a little	About the same	Increased a little	Increased much
How many people have you brought to this church in the last year?	over 10	0.00%	0.00%	0.00%	0.00%	0.00%
	7 to 10	0.00%	0.00%	0.88%	0.00%	0.00%
	4 to 6	0.00%	0.00%	0.88%	1.75%	1.75%
	1 to 3	0.88%	2.63%	6.14%	6.14%	4.39%
	None	0.00%	7.02%	38.60%	20.18%	8.77%

Witness & Multiplication Practices

		How much confidence do you have that this church will still be thriving in 20 years?		
		Very much	Somewhat	Very little
How many people have you told about this church in the last year?	over 10	2.63%	4.39%	0.88%
	7 to 10	6.14%	5.26%	0.88%
	4 to 6	7.02%	17.54%	3.51%
	1 to 3	21.05%	21.05%	4.39%
	None	0.88%	4.39%	0.00%

Witness & Multiplication Practices

		How much confidence do you have that this church will still be thriving in 20 years?		
		Very much	Somewhat	Very little
How many people have you invited to this church in the last year?	over 10	1.75%	0.88%	0.00%
	7 to 10	2.63%	2.63%	0.00%
	4 to 6	4.39%	6.14%	2.63%
	1 to 3	18.42%	25.44%	3.51%
	None	10.53%	17.54%	0.00%

Witness & Multiplication Practices

		How much confidence do you have that this church will still be thriving in 20 years?		
		Very much	Somewhat	Very little
How many people have you brought to this church in the last year?	over 10	0.00%	0.00%	0.00%
	7 to 10	0.00%	0.88%	0.00%
	4 to 6	2.63%	0.88%	0.88%
	1 to 3	9.65%	9.65%	0.88%
	None	25.44%	41.23%	7.89%

What Is Helping?

We each have a unique set of feelings and experiences that we bring to worship however frequently we attend. If we show up in a bad mood or a good mood, that will affect our impression of the day. How we “feel” about church is a complicated chicken and egg equation going way back to our childhood experiences. Conflict and grief in a congregation tend to push our feelings around, in addition to our own life experiences. All of that said, the list of things that we feel have aided our spiritual journeys in the past year are significant for leaders to be aware of.

What Is Helping?

Over the past 12 months, how have the following influences aided your spiritual life:

	worship at this church	preaching at this church	prayer ministry at this church	small groups at this church	adult education at this church	mission trips through this church	other activities at this church
Very unhelpful	8.77%	7.02%	2.63%	4.39%	3.51%	6.14%	1.75%
Somewhat Unhelpful	3.51%	1.75%	2.63%	5.26%	5.26%	5.26%	4.39%
Neutral (or not applicable)	5.26%	9.65%	21.05%	28.07%	43.86%	67.54%	28.07%
Somewhat helpful	31.58%	33.33%	34.21%	30.70%	21.93%	13.16%	43.86%
Very helpful	50.88%	48.25%	39.47%	31.58%	25.44%	7.89%	21.93%

What Is Helping?

		What is your gender?	
		Male	Female
Over the past 12 months, how have the following influences aided your spiritual life: worship at this church	Very Unhelpful	4.39%	4.39%
	Somewhat unhelpful	1.75%	1.75%
	Neutral (or not applicable)	0.00%	5.26%
	Somewhat helpful	8.77%	22.81%
	Very helpful	22.81%	28.07%

What Is Helping?

		What is your gender?	
		Male	Female
Over the past 12 months, how have the following influences aided your spiritual life: preaching at this church	Very Unhelpful	3.51%	3.51%
	Somewhat unhelpful	0.00%	1.75%
	Neutral (or not applicable)	2.63%	7.02%
	Somewhat helpful	8.77%	24.56%
	Very helpful	22.81%	25.44%

What Is Helping?

		What is your gender?	
		Male	Female
Over the past 12 months, how have the following influences aided your spiritual life: prayer ministry at this church	Very Unhelpful	0.88%	1.75%
	Somewhat unhelpful	0.00%	2.63%
	Neutral (or not applicable)	7.89%	13.16%
	Somewhat helpful	10.53%	23.68%
	Very helpful	18.42%	21.05%

What Is Helping?

		What is your gender?	
		Male	Female
Over the past 12 months, how have the following influences aided your spiritual life: small groups at this church	Very Unhelpful	1.75%	2.63%
	Somewhat unhelpful	2.63%	2.63%
	Neutral (or not applicable)	11.40%	16.67%
	Somewhat helpful	8.77%	21.93%
	Very helpful	13.16%	18.42%

What Is Helping?

		What is your gender?	
		Male	Female
Over the past 12 months, how have the following influences aided your spiritual life: adult education at this church	Very Unhelpful	1.75%	1.75%
	Somewhat unhelpful	1.75%	3.51%
	Neutral (or not applicable)	12.28%	31.58%
	Somewhat helpful	9.65%	12.28%
	Very helpful	12.28%	13.16%

What Is Helping?

		What is your gender?	
		Male	Female
Over the past 12 months, how have the following influences aided your spiritual life: mission trips through this church	Very Unhelpful	1.75%	4.39%
	Somewhat unhelpful	1.75%	3.51%
	Neutral (or not applicable)	23.68%	43.86%
	Somewhat helpful	6.14%	7.02%
	Very helpful	4.39%	3.51%

What Is Helping?

		What is your gender?	
		Male	Female
Over the past 12 months, how have the following influences aided your spiritual life: other activities at this church	Very Unhelpful	0.00%	1.75%
	Somewhat unhelpful	2.63%	1.75%
	Neutral (or not applicable)	9.65%	18.42%
	Somewhat helpful	13.16%	30.70%
	Very helpful	12.28%	9.65%

What Is Helping?

		In what year were you born?					
		before 1927	1927 to 1945	1946 to 1964	1965 to 1983	1984 to 2002	2003 to present
Over the past 12 months, how have the following influences aided your spiritual life: worship at this church	Very Unhelpful	0.00%	1.75%	4.39%	1.75%	0.88%	0.00%
	Somewhat unhelpful	0.00%	0.88%	0.88%	0.00%	1.75%	0.00%
	Neutral (or not applicable)	0.00%	1.75%	0.88%	0.88%	1.75%	0.00%
	Somewhat helpful	0.00%	8.77%	11.40%	8.77%	2.63%	0.00%
	Very helpful	0.00%	8.77%	29.82%	7.02%	5.26%	0.00%

What Is Helping?

		In what year were you born?					
		before 1927	1927 to 1945	1946 to 1964	1965 to 1983	1984 to 2002	2003 to present
Over the past 12 months, how have the following influences aided your spiritual life: preaching at this church	Very Unhelpful	0.00%	1.75%	3.51%	1.75%	0.00%	0.00%
	Somewhat unhelpful	0.00%	0.88%	0.88%	0.00%	0.00%	0.00%
	Neutral (or not applicable)	0.00%	4.39%	4.39%	0.00%	0.88%	0.00%
	Somewhat helpful	0.00%	7.02%	12.28%	7.89%	6.14%	0.00%
	Very helpful	0.00%	7.89%	26.32%	8.77%	5.26%	0.00%

What Is Helping?

		In what year were you born?					
		before 1927	1927 to 1945	1946 to 1964	1965 to 1983	1984 to 2002	2003 to present
Over the past 12 months, how have the following influences aided your spiritual life: prayer ministry at this church	Very Unhelpful	0.00%	0.88%	1.75%	0.00%	0.00%	0.00%
	Somewhat unhelpful	0.00%	0.00%	1.75%	0.88%	0.00%	0.00%
	Neutral (or not applicable)	0.00%	2.63%	12.28%	4.39%	1.75%	0.00%
	Somewhat helpful	0.00%	7.89%	14.91%	6.14%	5.26%	0.00%
	Very helpful	0.00%	10.53%	16.67%	7.02%	5.26%	0.00%

What Is Helping?

		In what year were you born?					
		before 1927	1927 to 1945	1946 to 1964	1965 to 1983	1984 to 2002	2003 to present
Over the past 12 months, how have the following influences aided your spiritual life: small groups at this church	Very Unhelpful	0.00%	0.88%	2.63%	0.00%	0.88%	0.00%
	Somewhat unhelpful	0.00%	0.00%	2.63%	0.88%	1.75%	0.00%
	Neutral (or not applicable)	0.00%	1.75%	16.67%	7.02%	2.63%	0.00%
	Somewhat helpful	0.00%	6.14%	15.79%	6.14%	2.63%	0.00%
	Very helpful	0.00%	13.16%	9.65%	4.39%	4.39%	0.00%

What Is Helping?

		In what year were you born?					
		before 1927	1927 to 1945	1946 to 1964	1965 to 1983	1984 to 2002	2003 to present
Over the past 12 months, how have the following influences aided your spiritual life: adult education at this church	Very Unhelpful	0.00%	0.00%	1.75%	0.88%	0.88%	0.00%
	Somewhat unhelpful	0.00%	0.88%	3.51%	0.88%	0.00%	0.00%
	Neutral (or not applicable)	0.00%	4.39%	21.93%	12.28%	5.26%	0.00%
	Somewhat helpful	0.00%	6.14%	10.53%	1.75%	3.51%	0.00%
	Very helpful	0.00%	10.53%	9.65%	2.63%	2.63%	0.00%

What Is Helping?

		In what year were you born?					
		before 1927	1927 to 1945	1946 to 1964	1965 to 1983	1984 to 2002	2003 to present
Over the past 12 months, how have the following influences aided your spiritual life: mission trips through this church	Very Unhelpful	0.00%	2.63%	1.75%	0.88%	0.88%	0.00%
	Somewhat unhelpful	0.00%	0.00%	3.51%	1.75%	0.00%	0.00%
	Neutral (or not applicable)	0.00%	13.16%	32.46%	10.53%	11.40%	0.00%
	Somewhat helpful	0.00%	5.26%	5.26%	2.63%	0.00%	0.00%
	Very helpful	0.00%	0.88%	4.39%	2.63%	0.00%	0.00%

What Is Helping?

		In what year were you born?					
		before 1927	1927 to 1945	1946 to 1964	1965 to 1983	1984 to 2002	2003 to present
Over the past 12 months, how have the following influences aided your spiritual life: other activities at this church	Very Unhelpful	0.00%	0.00%	1.75%	0.00%	0.00%	0.00%
	Somewhat unhelpful	0.00%	0.88%	1.75%	0.88%	0.88%	0.00%
	Neutral (or not applicable)	0.00%	7.02%	10.53%	6.14%	4.39%	0.00%
	Somewhat helpful	0.00%	6.14%	25.44%	7.89%	4.39%	0.00%
	Very helpful	0.00%	7.89%	7.89%	3.51%	2.63%	0.00%

What Is Helping?

		Compared to 12 months ago my overall spiritual health has...				
		Declined much	Declined a little	About the same	Increased a little	Increased much
Over the past 12 months, how have the following influences aided your spiritual life: worship at this church	Very Unhelpful	0.00%	0.88%	3.51%	1.75%	2.63%
	Somewhat unhelpful	0.00%	0.00%	1.75%	0.88%	0.88%
	Neutral (or not applicable)	0.00%	0.00%	3.51%	0.88%	0.88%
	Somewhat helpful	0.00%	6.14%	10.53%	11.40%	3.51%
	Very helpful	0.88%	2.63%	27.19%	13.16%	7.02%

What Is Helping?

		Compared to 12 months ago my overall spiritual health has...				
		Declined much	Declined a little	About the same	Increased a little	Increased much
Over the past 12 months, how have the following influences aided your spiritual life: preaching at this church	Very Unhelpful	0.00%	0.00%	5.26%	0.00%	1.75%
	Somewhat unhelpful	0.00%	0.88%	0.88%	0.00%	0.00%
	Neutral (or not applicable)	0.00%	0.88%	5.26%	1.75%	1.75%
	Somewhat helpful	0.00%	6.14%	12.28%	12.28%	2.63%
	Very helpful	0.88%	1.75%	22.81%	14.04%	8.77%

What Is Helping?

		Compared to 12 months ago my overall spiritual health has...				
		Declined much	Declined a little	About the same	Increased a little	Increased much
Over the past 12 months, how have the following influences aided your spiritual life: prayer ministry at this church	Very Unhelpful	0.00%	0.00%	1.75%	0.00%	0.88%
	Somewhat unhelpful	0.00%	0.88%	0.88%	0.00%	0.88%
	Neutral (or not applicable)	0.88%	2.63%	10.53%	4.39%	2.63%
	Somewhat helpful	0.00%	4.39%	16.67%	10.53%	2.63%
	Very helpful	0.00%	1.75%	16.67%	13.16%	7.89%

What Is Helping?

		Compared to 12 months ago my overall spiritual health has...				
		Declined much	Declined a little	About the same	Increased a little	Increased much
Over the past 12 months, how have the following influences aided your spiritual life: small groups at this church	Very Unhelpful	0.88%	0.00%	1.75%	0.00%	1.75%
	Somewhat unhelpful	0.00%	2.63%	0.88%	0.88%	0.88%
	Neutral (or not applicable)	0.00%	4.39%	13.16%	6.14%	4.39%
	Somewhat helpful	0.00%	1.75%	14.91%	11.40%	2.63%
	Very helpful	0.00%	0.88%	15.79%	9.65%	5.26%

What Is Helping?

		Compared to 12 months ago my overall spiritual health has...				
		Declined much	Declined a little	About the same	Increased a little	Increased much
Over the past 12 months, how have the following influences aided your spiritual life: adult education at this church	Very Unhelpful	0.00%	0.00%	1.75%	0.00%	1.75%
	Somewhat unhelpful	0.88%	1.75%	1.75%	0.00%	0.88%
	Neutral (or not applicable)	0.00%	4.39%	23.68%	7.02%	8.77%
	Somewhat helpful	0.00%	3.51%	11.40%	7.02%	0.00%
	Very helpful	0.00%	0.00%	7.89%	14.04%	3.51%

What Is Helping?

		Compared to 12 months ago my overall spiritual health has...				
		Declined much	Declined a little	About the same	Increased a little	Increased much
Over the past 12 months, how have the following influences aided your spiritual life: mission trips through this church	Very Unhelpful	0.00%	0.88%	2.63%	0.88%	1.75%
	Somewhat unhelpful	0.88%	0.88%	3.51%	0.00%	0.00%
	Neutral (or not applicable)	0.00%	7.89%	30.70%	19.30%	9.65%
	Somewhat helpful	0.00%	0.00%	7.89%	4.39%	0.88%
	Very helpful	0.00%	0.00%	1.75%	3.51%	2.63%

What Is Helping?

		Compared to 12 months ago my overall spiritual health has...				
		Declined much	Declined a little	About the same	Increased a little	Increased much
Over the past 12 months, how have the following influences aided your spiritual life: other activities at this church	Very Unhelpful	0.00%	0.00%	0.88%	0.00%	0.88%
	Somewhat unhelpful	0.88%	0.00%	1.75%	0.88%	0.88%
	Neutral (or not applicable)	0.00%	4.39%	16.67%	4.39%	2.63%
	Somewhat helpful	0.00%	5.26%	17.54%	14.04%	7.02%
	Very helpful	0.00%	0.00%	9.65%	8.77%	3.51%

God Bless You as You Discern!

Church leadership isn't easy. We deal with issues of eternal consequence, plus the highs and lows of everyday life. We at ChurchTech commend you for caring enough about the mission and future of your congregation to go through the survey process and then to engage the important work of asking: What does all of this mean for us?

The consultant or judicatory that provided this analysis for you probably has additional resources and opportunities to help you plan effectively for the future – ask them!

You can also find numerous resources at:

www.churchtech.com

and

www.churchtech.org